



60°

WOW

60°

Concludes the evolution of today's decorative trends.

A fluid dialogue between the wood and the stone, that allows open plan stays with floors smoothly blended without room dividers.

Chevron and trapezoid complementary shapes, both with a 60° angle in common, to set up in combination or solo.

3 natural wooden tones and a calacatta inspired stone conforming the unusual elegance of 60°.

-

Concluye la evolución de las tendencias decorativas actuales.

Diálogo fluido entre la madera y la piedra, que permite espacios diáfanos con pavimentos combinados sin tener que recurrir a separadores de ambientes.

Chevron y trapecio como formas complementarias, ambas con un ángulo común de 60°, para colocar en combinación o solas.

3 tonos de madera naturales y un calacatta dan lugar a la elegancia inusual de 60°.



unexpected surfaces

01. SIZES, COLOURS AND FINISHES / FORMATOS, COLORES Y ACABADOS	<i>pag. 4</i>
02. GET INSPIRED / INSPIRATE	<i>pag. 6</i>
03. COMBINE 60° WITH THESE COLLECTIONS / COMBINA 60° CON ESTAS COLECCIONES	<i>pag. 21</i>
04. LAYOUTS / COLOCACIONES	<i>pag. 41</i>
05. RECOMMENDATIONS / RECOMENDACIONES	<i>pag. 44</i>
06. TECHNICAL FEATURES / INFORMACIÓN TÉCNICA	<i>pag. 45</i>
07. TECHNICAL DRAWINGS / DIBUJOS TÉCNICOS	<i>pag. 46</i>
08. PACKING	<i>pag.47</i>



Calacatta Hexagon (Love Affairs Collection)
Chevron A/B Wood Light

TRAPEZIUM
4" x 9" / 10 x 23 cm



Calacatta



Wood Light



Wood Mid



Wood Dark

* Each colour has 120 different patterns which are randomly mixed within the box.
* Cada color tiene 120 variaciones de diseño que se encajan aleatoriamente.

CHEVRON
4" x 20.5" / 10 x 52 cm



Calacatta A



Calacatta B




Wood Light A



Wood Light B



Wood Mid A



Wood Mid B



Wood Dark A



Wood Dark B

* Each colour has 30 different patterns which are randomly mixed within the box.
* Cada color tiene 30 variaciones de diseño que se encajan aleatoriamente.



Chevron A/B Wood Light , Mid & Dark



Chevron A/B Wood Light



Trapezium Calacatta
Chevron A/B Wood Dark



Trapezium Calacatta
Chevron A/B Wood Dark



Trapezium Wood Light & Mid



Chevron A/B Wood Mid



Trapezium Wood Light, Mid & Dark
Chevron A/B Wood Dark



Fez White Gloss (Fez Collection)
Chevron A/B Wood Light, Mid & Dark



Zellige White Matt (Mestizaje Collection)
Chevron A/B Wood Light, Mid & Dark



60°

Chevron A/B Calacatta
Chevron A/B Wood Mid



Chevron A/B Wood Light
Chevron A/B Calacatta



Trapezium Calacatta
Trapezium Wood Mid





Trapezium Calacatta
Trapezium Wood Mid

... A world of possibilities!

60° collection modulates and combines with "Floor Tiles" collection and "Love Affairs" hexagons.
... a world of possibilities!

-
La colección 60° es modular y combinable con la colección "Floor Tiles" y con los hexágonos de "Love Affairs".
... un mundo de posibilidades!

FLOOR TILES

TRAPEZIUM FLOOR / 4"x 9" / 10 x 23 cm



Ice White Matt



Ash Grey Matt




Graphite Matt


HEXA FLOOR / 8"x 9" / 20 x 23 cm



Ice White Matt



Ash Grey Matt



Graphite Matt

TRIANGLE FLOOR / 8"x 9" / 20 x 23 cm



Ice White Matt




Ash Grey Matt



Graphite Matt

CHEVRON FLOOR A / 4"x 20.5" / 10 x 52 cm



Ice White Matt




Ash Grey Matt



Graphite Matt

CHEVRON FLOOR B / 4"x 20.5" / 10 x 52 cm



Ice White Matt




Ash Grey Matt




Graphite Matt

LOVE AFFAIRS


CALACATTA HEXAGON / 8"x9" / 20 x 23 cm



CONCRETE HEXAGON / 8"x9" / 20 x 23 cm




Light Grey



Ash Grey

PETRA HEXAGON / 8"x9" / 20 x 23 cm



Sand



Grey



Charcoal



Trapezium Wood Dark
Calacatta Hexagon (Love Affairs Collection)



Chevron A/B Wood Light
Concrete Hexagon Ash Grey (Love Affairs Collection)

03. COMBINE 60° WITH THESE COLLECTIONS / COMBINA 60° CON ESTAS COLECCIONES

60°

Trapezium Wood Mid
Petra Hexagon Charcoal (Love Affairs Collection)



Trapezium Wood Light
Hexa Floor Ice White Matt (Floor Tiles Collection)



Trapezium Wood Mid
Trapezium Floor Graphite Matt (Floor Tiles Collection)



Chevron A/B Wood Light
Triangle Floor Ice White Matt (Floor Tiles Collection)



Trapezium Wood Dark
Triangle Floor Graphite Matt (Floor Tiles Collection)



Hexa Ice White Matt (Wow Collection)
Chevron A/B Wood Mid
Trapezium Floor Graphite Matt (Floor Tiles Collection)



Moon Ice White Matt (Wow Collection)
Chevron A Wood Mid
Trapezium Floor Graphite Matt (Floor Tiles Collection)

03. COMBINE 60° WITH THESE COLLECTIONS / COMBINA 60° CON ESTAS COLECCIONES

60°

Chevron A/B Wood Mid
Trapezium Wood Mid

Trapezium Floor Ice White Matt (Floor Tiles Collection)

03. COMBINE 60° WITH THESE COLLECTIONS / COMBINA 60° CON ESTAS COLECCIONES

60°



Chevron A Wood Light
Triangle Floor Ash Grey Matt (Floor Tiles Collection)



Chevron A/B Wood Mid
Petra Hexagon Grey (Love Affairs Collection)



Chevron A/B Wood Light
Hexa Floor Graphite Matt (Floor Tiles Collection)

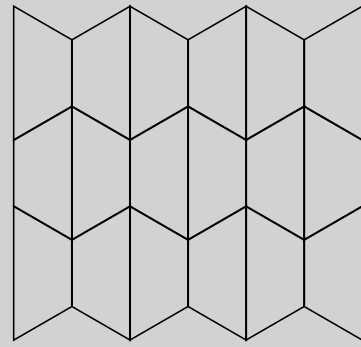


Stripes White Matt (Stripes Collection)
Trapezium Wood Light & Dark
Trapezium Floor Ice White Matt (Floor Tiles Collection)

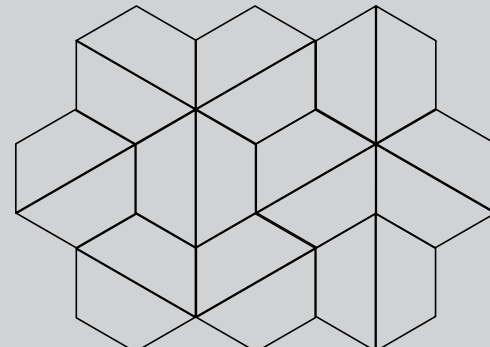


Chevron A/B Wood Mid
Chevron Floor A/B Ice White Matt (Floor Tiles Collection)

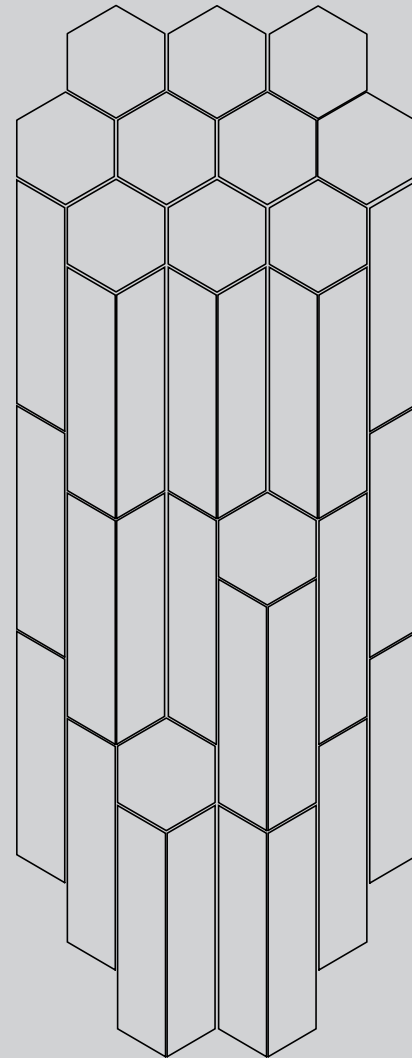
UNLIMITED COMPOSITIONS



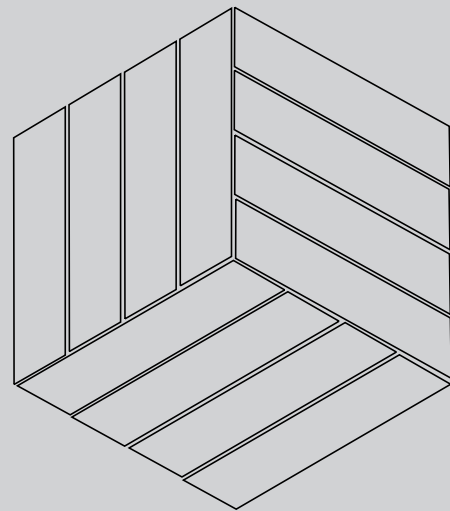
TRAPEZIUM 100%



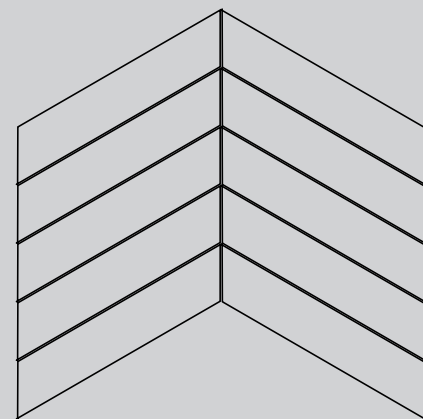
TRAPEZIUM 100%




CHEVRON A
CHEVRON B
HEXAGON



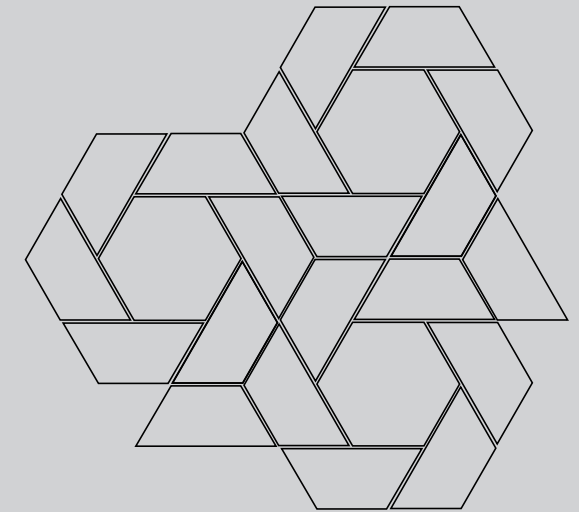
CHEVRON B 100%



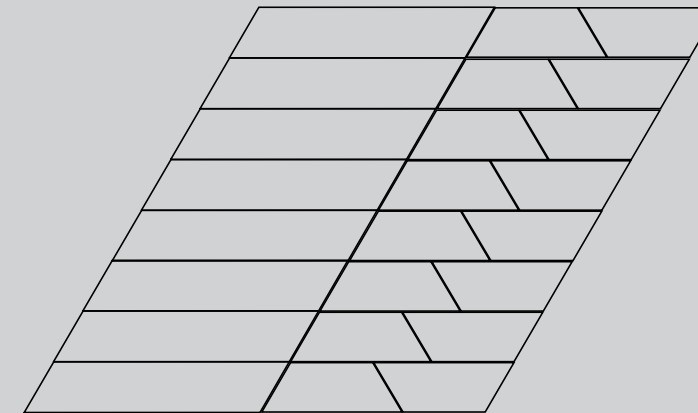
CHEVRON A 50%
CHEVRON B 50%




TRIANGLE 61%
TRAPEZIUM 39%



HEXAGON 26%
TRAPEZIUM 74%



CHEVRON A 33%
TRAPEZIUM 67%



TRAPEZIUM 100%

ALMACENAMIENTO

Para garantizar las características de su acabado, el producto debe mantenerse en su embalaje original hasta el momento de la colocación. Si el producto va a permanecer almacenado durante un largo periodo es conveniente hacerlo bajo cubierta.

COLOCACIÓN

Para garantizar una buena adhesión al soporte es necesaria la utilización de materiales de agarre y de rejuntado para baldosas de gres porcelánico y adecuados al ambiente al que vayan a estar sometidos. La colocación con morteros tradicionales no garantiza una buena adhesión.

Deberán planificarse y ejecutarse correctamente todo tipo de juntas: estructurales, perimetrales, de dilatación y de colocación. La colocación sin juntas es desaconsejable desde cualquier punto de vista técnico, pudiendo ser el origen de diversas patologías. Se recomienda una junta de colocación de 2 mm.

MANTENIMIENTO Y LIMPIEZA

Finalizada la puesta en obra se recomienda eliminar los restos de materiales de agarre y rejuntado con un desincrustante comercial diseñado expresamente para baldosas cerámicas, rebajado con agua, permaneciendo en contacto con la superficie a limpiar no más de 5 minutos.

Como norma general no deben utilizarse detergentes en polvo ni estropajos metálicos o abrasivos. Generalmente será suficiente con una esponja, agua tibia y un jabón líquido neutro. Posteriormente aclarar con abundante agua limpia.

WAREHOUSING

In order to guarantee the characteristics of the finish the product must be kept in its original packaging until the time of fixing. If the product is likely to be stored for a long period of time it should be suitably covered.

TILE FIXING

To ensure porcelain earthenware floor tiles adhere correctly to the surface, it is essential to use specific adhesive and grouting material. This must also be suitable for the environment they will have to withstand. Fitting with traditional mortars does not ensure good adhesion.

All types of joints must be planned and carried out correctly: structural, perimeter, expansion and installation joints. Fitting tiles without joints is not advisable from any technical point of view as this may lead to various problems. We recommend a minimum installation joint of 2 mm (0 5/64 in).













MAINTENANCE AND CLEANING

Once the materials have been fitted, it is advisable to remove any remaining adhesive and grouting material by using a commercial descaling product designed especially, diluted with water. The descaling product must not remain in contact with the surface to be cleaned for more than 5 minutes.

As a general guideline, powder detergents should not be used, not wire wool or abrasive materials. Generally a sponge will be sufficient with warm water and liquid neutral soap. Then rinse with plenty of clean water.

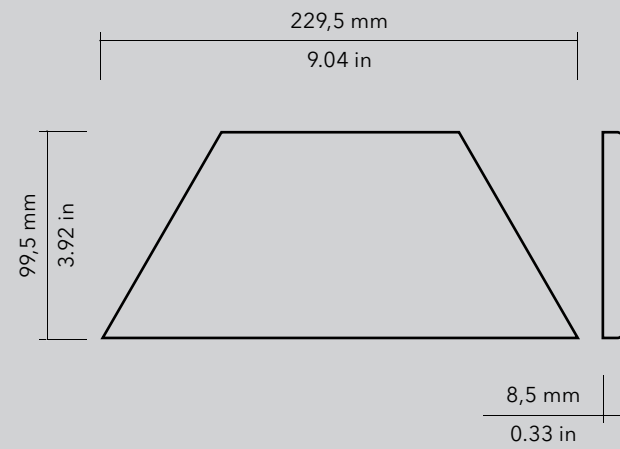
Dry-pressed ceramic tiles with water absorption B la ≤ 0,5% for interior and exterior floors and walls.

Baldosas cerámicas prensadas en seco con absorción de agua B la ≤ 0,5% para suelos y paredes interiores y exteriores.

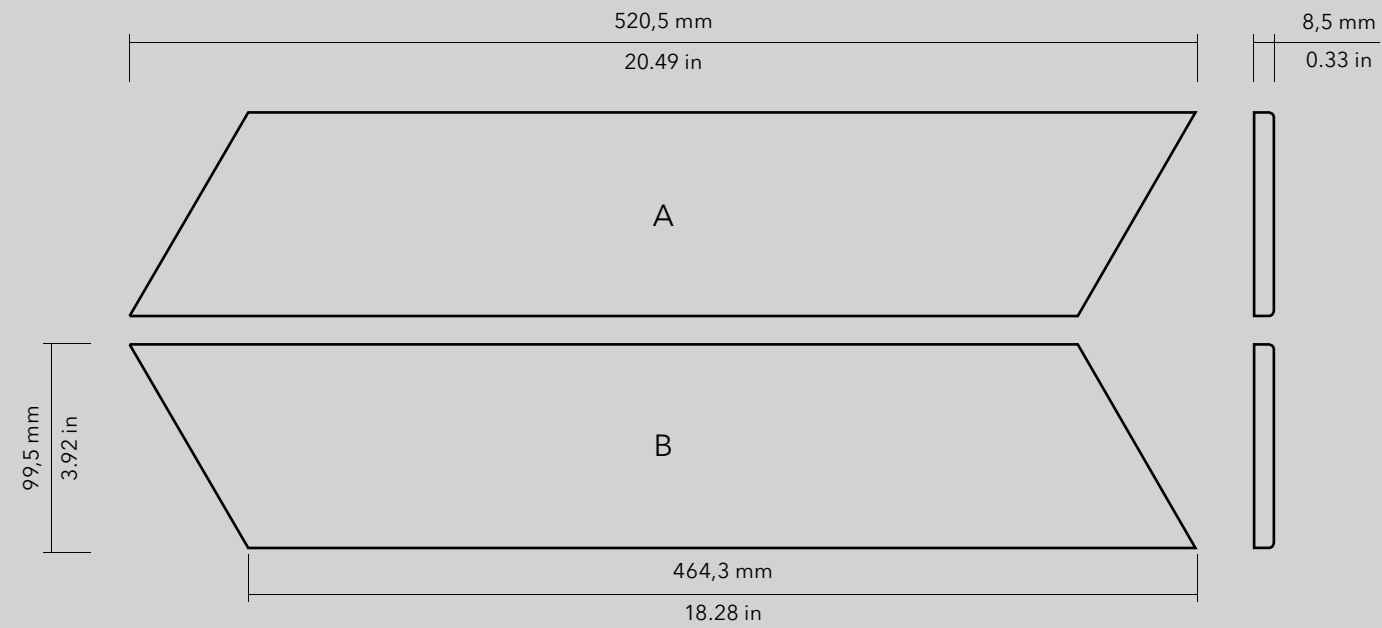
FEATURES / CARACTERÍSTICAS	SPECIFICATION / ESPECIFICACIÓN	NORMA
 Dimensional Features	Chevron : 99,5 mm +/- 0,9 % x 520,5 mm +/- 0,6 % x 8,5 mm +/- 5 % Trapezium : 99,5 mm +/- 0,9 mm x 229,5 mm +/- 0,6 % x 8,5 mm +/- 5 %	UNE-EN ISO 10545-2:1998
 Water absorption	$E_b \leq 0,5\%$	UNE-EN ISO 10545-3:1997
 Modulus of rupture and breaking strength	Minimum 35 N/mm ² Individual Minimum 32 N/mm ²	UNE-EN ISO 10545-4:2012
 PEI	PEI 2: Wood Dark PEI 3: Wood Mid & Wood Light PEI 4: Calacatta	UNE-EN ISO 10545-7:1999
 Crazing resistance	Pass	UNE-EN ISO 10545-11:1997
 Frost resistance	Pass	UNE-EN ISO 10545-11:1997
 Household products resistance	GA	UNE-EN ISO 10545-13:1998
 Chemical resistance	GHA	UNE-EN ISO 10545-13:1998
 Stain resistance	>3	UNE-EN ISO 10545-14:1998
 Non-slip value	Wood Light, Mid & Dark: R10 / CLASS 2 Calacatta: R9 / CLASS 2 DCOF >0,42	DIN 51130:2014 ANSI A137.1:2012
 Tone variation	Medium	-
 P	-	-

07. TECHNICAL DRAWINGS / DIBUJOS TÉCNICOS

TRAPEZIUM



CHEVRON



08. PACKING



Model	Size (in)	Pieces/box	lb/box	sq ft/box	Box/pallet	sq ft/pallet
Trapezium	4"x9"	20	15.282 lb	3.595 sq ft	120	431.400 sq ft
Chevron	4"x20.5"	10	19.048 lb	4.908 sq ft	112	549.696 sq ft


Modelo Model	Tamaño (cm) Size (cm)	Piezas/caja Pieces/box	Kg/caja kg/box	m ² /caja m ² /box	Cajas/palet Box/pallet	m ² /palet m ² /pallet
Trapezium	10x23 cm	20	6,932 kg	0,334 m ²	120	40,080 m ²
Chevron	10x52 cm	10	8,640 kg	0,456 m ²	112	51,072 m ²

Designed by



Polígono Pont, Avda. de España 114
12180 Cabanes,
Castellón (Spain)
t. +34 964 331 910 / f. +34 964 331 911

wowdesigneu.com
comercial@wowdesigneu.com



©2019 Tendencias Cerámicas

WOW, registered trademark of Tendencias Cerámicas, S.L.U

The brand use or reproduction of the contents of this catalog, is protected by copyright law. Any use of the brand or reproduction thereof, in part or total, must be authorized by Tendencias Cerámicas, S.L.U Otherwise, this action can be sanctioned according to the Law.

©2019 Tendencias Cerámicas

WOW, marca registrada por Tendencias Cerámicas, S.L.U

La utilización de la marca o la reproducción del contenido de este catálogo está protegida por la Ley de Propiedad Intelectual. Cualquier uso de la marca o la reproducción del mismo, en parte o en su totalidad, debe ser autorizada por Tendencias Cerámicas, S.L.U, pudiendo, en caso contrario, ser esta acción sancionada de acuerdo con la Ley.

WOW reserves the right to modify and/or discontinue certain models displayed in this catalogue.

The colour of the pieces displayed herein may differ slightly from originals.

The settings shown in this catalogue are design proposals for advertising purposes.

In real situations in which the pieces are laid, the installation instructions published by WOW should be followed.

WOW se reserva el derecho de modificar y/o suprimir ciertos modelos expuestos en este catálogo sin previo aviso.

Los colores de las piezas pueden presentar ligeras diferencias respecto a las originales.

Los ambientes que se muestran en este catálogo son sugerencias decorativas de carácter publicitario, debiéndose utilizar en la instalación real las instrucciones de colocación editadas por WOW.



WOW

wowdesigneu.com