

RESIDENCE

A collection of beautifully crafted, hand finished tiles

A rustic clay base means that the tiles and mouldings in the Residence Collection have undulating surfaces and uneven edges, contributing towards a style that is undoubtedly at home in kitchens, dining areas, utility rooms, bathrooms and showers, cloakrooms and conservatories.

The Residence Collection consists of:

Cosmopolitan - A selection of tile formats with a distinctive glossy glaze, and colours ranging from muted white to intense inky blue.

Metropolitan - Tiles and their mouldings in a unique lustrous finish, which glistens with a pearl-like sheen.

Arcadian - Muted chalky colours in delicately textured crackle glaze which gives a softly aged look.

Foundry Metallics - Tiles in two stunning metallic finishes and five different sizes including square and brick formats.

Chateaux - Beautifully decorated tiles in rich colours and textures.

Decorated Tiles - Delicate and charming illustrations, all hand decorated, to add an extra touch of style to your room.





Far left: Arcadian Porcelain
300mm brick tiles
Left: Cosmopolitan Mere
200mm brick tile
Below: Chateaux Villette on Papyrus
Bottom left: Cosmopolitan Mint half tiles

17

Residence



RESIDENCE

Cosmopolitan

GLOSS FIELD TILES 130 x 130 x 10mm (5 1/8" x 5 1/8" x 3/8")



China White ●
WVCW2005



Papyrus ●
WVPA2005



Palomino ●
WVPL2005



Flint ▲ ●
WVFL2005



Thebes ●
WVTH2005



Straw ●
WVST2005



Mint ▲ ●
WVMI2005



Mere ●
WVME2005



Pumice ●
WVPU2005



Truffle ▲ ●
WVTR2005



Chestnut ▲ ●
WVCH2005



Sloe ●
WVSL2005

There's plenty to choose from in the Cosmopolitan range of glossy tiles and mouldings: field tiles, half tiles, two sizes of brick and two co-ordinating mouldings.

The palette of 24 colours for field tiles ranges from a bright white through to a dark, moody grey, giving you plenty of choice for both traditional and contemporary interiors. Turn the page for the rest of the colour options.

Right: Mint field tiles

Bottom right: Papyrus field tiles

Below: Mere field tiles





These stronger shades can add a dramatic edge to your walls. Cosmopolitan's high gloss finish and intense colours on the undulating, rustic tile bases result in deeply pooled areas and interesting reflective effects.

GLOSS FIELD TILES

130 x 130 x 10mm (5 1/8" x 5 1/8" x 3/8")



Marsh 
WVMA2005



Glen 
WVGL2005



Tayberry 
WVTA2005




Musk  
WVMU2005




Rioja  
WVRO2005






Blackberry 
WVBB2005





Lagoon  
WVLA2005




Tourmaline  
WVTO2005





Bastille  
WVBA2005



Lapis Blue 
WVLP2005



Agapanthus  
WVAG2005



Amun  
WVAM2005

Suitability and special notes: See page 120 for key to symbols




Above: China White half tiles, Marsh field tiles and Torus mouldings

Right: Musk field tiles

Bottom: Amun field tiles

Below: Musk and Rioja field tiles































Left: Marsh half tiles
 Above: Bastille half tiles
 Right: Lagoon half tiles, field tiles and Torus mouldings with Original Style Victorian Floor Tiles

GLOSS HALF TILES 130 x 63 x 10mm (2½" x 5⅛" x ⅜")

Use half tiles on their own or combine with field tiles to add interest. Adding a Torus moulding will finish off a row of tiles or separate different colours and shapes from each other. A skirting effect (shown right) can be created by placing a moulding above a field tile.

				
China White WVCW2025	Papyrus WVPA2025	Palomino WVPL2025	Flint WVFL2025	Thebes WVTH2025
				
Straw WVST2025	Mint WVMI2025	Mere WVME2025	Pumice WVPU2025	Truffle WVTR2025
				
Chestnut WVCH2025	Sloe WVSL2025	Marsh WVMA2025	Glen WVGL2025	Tayberry WVTA2025
				
Musk WVMU2025	Rioja WVRO2025	Blackberry WVBB2025	Lagoon WVLA2025	Agapanthus WVAG2025
				
Amun WVAM2025	Tourmaline WVTO2025	Bastille WVBA2025	Lapis Blue WVLP2025	







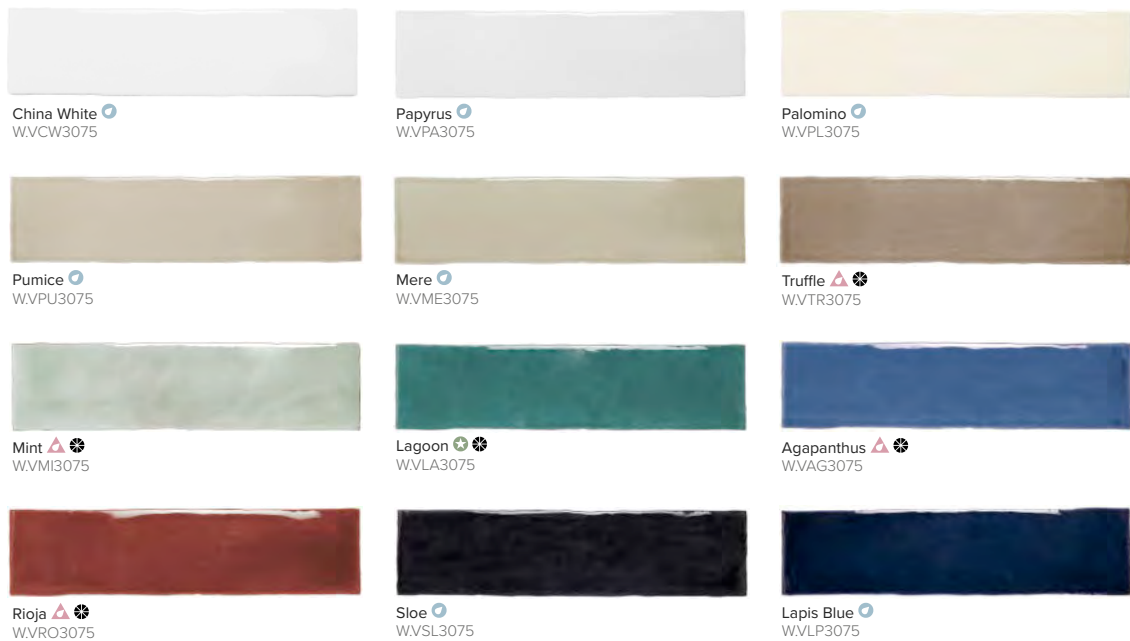
300mm brick tiles
Left: Dune
Top: Rioja
Right: Mint
Above: China White



300mm GLOSS BRICK TILES 300 x 75 x 10mm (3" x 12" x 3/8")

Agapanthus

Give your bathroom or kitchen a crisp fresh look with these narrow brick tiles available in 12 colours. They can be arranged in a classic brick bond or opt for something more contemporary like a herringbone shown above.



Suitability and special notes: See page 120 for key to symbols

Please note, because of their size, these tiles are not in proportion to reference images of tiles in other sections.

Merci de noter qu'en raison de leur taille ces carreaux ne sont pas en proportion avec les autres images dans les autres sections.

Es ist zu merken, daß diese Fliesen in keinem Verhältniss zu der Abbildungen von Fliesen in anderer Ausschnitten stehen.

De tegels in deze afbeeldingen zijn niet afgebeeld in dezelfde schaal als de tegels afgebeeld in andere secties.

Внимание: приведенные в качестве справочных иллюстрации могут не соответствовать фотографией плитки в других разделах.



Sloe 300mm brick tiles and Ogee mouldings with Original Style Victorian Floor Tiles




Mint 200mm brick tiles with Original Style Large White Hexagon Mosaics



Papyrus

200mm GLOSS BRICK TILES 200 x 100 x 10mm (4" x 8" x 3/8")

These 200 x 100mm / 4" x 8" brick tiles will provide a modern twist to your décor. Available in 12 stylish colours.



China White
 WVCW2100



Papyrus
 WVPA2100



Palomino
 WVPL2100



Mint
 WVMI2100



Truffle
 WVTR2100



Pumice
 WVPU2100



Mere
 WVME2100



Agapanthus
 WVAG2100



Lagoon
 WVLA2100



Rioja
 WVRO2100



Sloe
 WVSL2100



Lapis Blue
 WVLP2100

Suitability and special notes: See page 120 for key to symbols

Please note, because of their size, these tiles are not in proportion to reference images of tiles in other sections.


Merci de noter qu'en raison de leur taille ces carreaux ne sont pas en proportion avec les autres images dans les autres sections.

Es ist zu merken, daß diese Fliesen in keinem Verhältnis zu der Abbildungen von Fliesen in anderer Ausschnitten stehen.

De tegels in deze afbeeldingen zijn niet afgebeeld in dezelfde schaal als de tegels afgebeeld in andere secties.

Внимание: приведенные в качестве справочных иллюстрации могут не соответствовать фотографиям плитки в других разделах.






Left: China White half tiles, Marsh Torus mouldings and field tiles over a skirting created with China White Torus mouldings and field tiles
Right: Papyrus field tiles, Mint half tiles and Torus mouldings



GLOSS TORUS MOULDINGS 130 x 43mm (1 1/16" x 5 1/8")

Torus co-ordinates with the 130mm / 5 1/8" field and half tiles

Mouldings are the final flourish, either to give a definite edge to a row or as a dividing line between colours or formats. Choose from Torus or Ogee (see next page).



Suitability and special notes: See page 120 for key to symbols



Mere Ogee mouldings and 200mm brick tiles



Truffle Ogee mouldings and 200mm brick tiles

GLOSS OGEE MOULDINGS

200 x 30mm (13/16" x 8")

These longer, narrow mouldings complement the 200mm/8" brick tiles (shown on page 28), or you could place them in an offset pattern with the 300mm/12" brick tiles (page 26). They are available in the same colour options as both brick formats.



China White
WVCW2110



Papyrus
WVPA211



Palomino
WVPL2110



Pumice
WVPU2110



Truffle 
WVTR2110



Mere
WVME2110




Mint 
WVMI2110



Lagoon 
WVLA2110



Agapanthus 
WVAG2110



Lapis Blue
WVLP2110



Sloe
WVSL2110



Rioja 
WVRO2110

Suitability and special notes: See page 120 for key to symbols



Bastille half tiles



Blackberry field tile and Torus moulding, Tayberry field tile



Lapis 300mm brick tiles

COSMOPOLITAN

Reference Section

All tiles are subject to crazing but some (indicated by the ☼ symbol) are more susceptible.



Field tile
130 x 130 x 10mm
5 1/8" x 5 1/8" x 3/8"



Half tile
130 x 63 x 10mm
2 1/2" x 5 1/8" x 3/8"



200mm brick tile
200 x 100 x 10mm
4" x 8" x 3/8"



300mm brick tile
300 x 75 x 10mm
3" x 12" x 3/8"



Torus moulding
130 x 43mm
1 1/16" x 5 1/8"



Ogee moulding
200 x 30mm
1 3/16" x 8"

	Field tile 130 x 130 x 10mm 5 1/8" x 5 1/8" x 3/8"	Half tile 130 x 63 x 10mm 2 1/2" x 5 1/8" x 3/8"	200mm brick tile 200 x 100 x 10mm 4" x 8" x 3/8"	300mm brick tile 300 x 75 x 10mm 3" x 12" x 3/8"	Torus moulding 130 x 43mm 1 1/16" x 5 1/8"	Ogee moulding 200 x 30mm 1 3/16" x 8"
China White ☉	WVCW2005	WVCW2025	WVCW2100	WVCW3075	WVCW2010	WVCW2110
Papyrus ☉	WVPA2005	WVPA2025	WVPA2100	WVPA3075	WVPA2010	WVPA2110
Palomino ☉	WVPL2005	WVPL2025	WVPL2100	WVPL3075	WVPL2010	WVPL2110
Flint ☼☼	WVFL2005	WVFL2025	–	–	WVFL2010	–
Thebes ☉	WVTH2005	WVTH2025	–	–	WVTH2010	–
Straw ☉	WVST2005	WVST2025	–	–	WVST2010	–
Mint ☼☼	WVMI2005	WVMI2025	WVMI2100	WVMI3075	WVMI2010	WVMI2110
Pumice ☉	WVPU2005	WVPU2025	WVPU2100	WVPU3075	WVPU2010	WVPU2110
Mere ☉	WVME2005	WVME2025	WVME2100	WVME3075	WVME2010	WVME2110
Truffle ☼☼	WVTR2005	WVTR2025	WVTR2100	WVTR3075	WVTR2010	WVTR2110
Chestnut ☼☼	WVCH2005	WVCH2025	–	–	WVCH2010	–
Sloe ☉	WVSL2005	WVSL2025	WVSL2100	WVSL3075	WVSL2010	WVSL2110
Marsh ☉	WVMA2005	WVMA2025	–	–	WVMA2010	–
Glen ☉	WVGL2005	WVGL2025	–	–	WVGL2010	–
Tayberry ☉	WVTA2005	WVTA2025	–	–	WVTA2010	–
Musk ☼☼	WVMU2005	WVMU2025	–	–	WVMU2010	–
Rioja ☼☼	WVRO2005	WVRO2025	WVRO2100	WVRO3075	WVRO2010	WVRO2110
Blackberry ☉	WVBB2005	WVBB2025	–	–	WVBB2010	–
Lagoon ☼☼	WVLA2005	WVLA2025	WVLA2100	WVLA3075	WVLA2010	WVAG2110
Agapanthus ☼☼	WVAG2005	WVAG2025	WVAG2100	WVAG3075	WVAG2010	WVAG2110
Amun ☼☼	WVAM2005	WVAM2025	–	–	WVAM2010	–
Bastille ☼☼	WVBA2005	WVBA2025	–	–	WVBA2010	–
Tourmaline ☼☼	WVTO2005	WVTO2025	–	–	WVTO2010	–
Lapis Blue ☉	WVLP2005	WVLP2025	WVLP2100	WVLP3075	WVLP2010	WVLP2110

Suitability and special notes: See page 120 for key to symbols

RESIDENCE

Arcadian





A delicately textured crackle glaze in muted chalky colours gives these tiles a softly aged look

Part of the charm of tiled surfaces is how they sometimes craze and crackle over time. With Arcadian tiles this crackle has been built in, giving you a lovely, antiqued effect. Enhance the aged look by using different coloured grouts, as shown left.

The Arcadian range is available in 12 crackle glazes in the following formats: field tile, half tile, two bricks, Torus and Ogee mouldings.

Left: Porcelain brick tiles
 Above: Estuary field tiles
 Below: Linen field tiles
 Bottom: Close up of crackle

CRACKLE FIELD TILES 130 x 130 x 10mm (5 1/8" x 5 1/8" x 3/8")



Porcelain
 W.UPO2005



Dune
 W.UDU2005



Lace
 W.ULA2005



Linen
 W.ULI2005



Mink
 W.UMI2005



Birch
 W.UBI2005



Tern
 W.UTE2005



Estuary
 W.UES2005



Sedge
 W.USD2005




Moselle
 W.UMO2005



Danube
 W.UDA2005



Teal
 W.UTL2005



Suitability and special notes: See page 120 for key to symbols

CRACKLE HALF TILES 130 x 63 x 10mm (2½" x 5 ⅛" x ⅜")



Porcelain
W.UPO2025



Dune
W.UDU2025



Birch
W.UBI2025



Sedge
W.USD2025



Moselle
W.UMO2025



Danube
W.UDA2025

The muted colours and crazed textures of Arcadian can add an air of faded opulence to your walls. You can intensify the aged crackle effect, too, by rubbing a slightly darker coloured grout onto the surface of the tiles.

See Important Information pages 118-127 for more about the inherent crackle feature.

300mm CRACKLE BRICK TILES 300 x 75 x 10mm (3" x 12" x ⅜")



Porcelain
W.UPO3075



Dune
W.UDU3075



Birch
W.UBI3075



Sedge
W.USD3075



Moselle
W.UMO3075



Danube
W.UDA3075

200mm CRACKLE BRICK TILES 200 x 100 x 10mm (4" x 8" x ⅜")



Porcelain
W.UPO2100



Dune
W.UDU2100



Birch
W.UBI2100



Sedge
W.USD2100



Moselle
W.UMO2100



Danube
W.UDA2100



Suitability is the same for all products on this page:
See page 120 for key to symbols





CRACKLE TORUS MOULDINGS 130 x 43mm (1 1/16" x 5 1/8")

Torus co-ordinates with the 130mm/5 1/8" field and half tiles



CRACKLE OGEE MOULDINGS 200 x 30mm (1 3/16" x 8")

This longer, narrower moulding has been created to match the 200mm/8" brick tiles, and is available in the same colour options.



Suitability and special notes: See page 120 for key to symbols



Moselle field tiles





















Tern, Lace and Linen field tiles



close up of Moselle

ARCADIAN

Reference Section

						
	Field tile 130 x 130 x 10mm 5 1/8" x 5 1/8" x 3/8"	Half tile 130 x 63 x 10mm 2 1/2" x 5 1/8" x 3/8"	200mm brick tile 200 x 100 x 10mm 4" x 8" x 3/8"	300mm brick tile 300 x 75 x 10mm 3" x 12" x 3/8"	Torus moulding 130 x 43mm 1 1/16" x 5 1/8"	Ogee moulding 200 x 30mm 1 3/16" x 8"
 Porcelain ▲ ❁	W.UPO2005	W.UPO2025	W.UPO2100	W.UPO3075	W.UPO2010	W.UPO2110
 Dune ▲ ❁	W.UDU2005	W.UDU2025	W.UDU2100	W.UDU3075	W.UDU2010	W.UDU2110
 Linen ▲ ❁	W.ULI2005	–	–	–	W.ULI2010	–
 Lace ▲ ❁	W.ULA2005	–	–	–	W.ULA2010	–
 Mink ▲ ❁	W.UMI2005	–	–	–	W.UMI2010	–
 Birch ▲ ❁	W.UBI2005	W.UBI2025	W.UBI2100	W.UBI3075	W.UBI2010	W.UBI2110
 Tern ▲ ❁	W.UTE2005	–	–	–	W.UTE2010	–
 Estuary ▲ ❁	W.UES2005	–	–	–	W.UES2010	–
 Sedge ▲ ❁	W.USD2005	W.USD2025	W.UMO2100	W.UMO3075	W.USD2010	W.USD2110
 Moselle ▲ ❁	W.UMO2005	W.UMO2025	W.UMO2100	W.UMO3075	W.UMO2010	W.UMO2110
 Danube ▲ ❁	W.UDA2005	W.UDA2025	W.UDA2100	W.UDA3075	W.UDA2010	W.UDA2110
 Teal ▲ ❁	W.UTL2005	–	–	–	W.UTL2010	–

Suitability and special notes: See page 120 for key to symbols

NB: It is unlikely that the Torus/Ogee mouldings are glazed along the top edge. This means the base colour of the tile may show along the top edge and we cannot guarantee against this occurrence.

RESIDENCE

Metropolitan

Transform an everyday room into something unique and special with Metropolitan's iridescent shimmer

40

Residence Metropolitan



Clover field tiles with Original Style Odyssey Primo Persian floor tiles



Cornflower field tiles



Heather, Cornflower and Lupin field tiles



Chalk field tiles

LUSTRE FIELD TILES 130 x 130 x 10mm (5 1/8" x 5 1/8" x 3/8")

The unique, lustrous finish on these tiles and simple rounded mouldings adds a flourish to both kitchens and bathrooms. The iridescent effect refracts light around the room, imparting an unmatched radiance to your home.

The Metropolitan range is available in a field tile and a Torus moulding, in 16 lustre glazes.



Chalk
W.RCH2005



Hibiscus
W.RHB2005



Heather
W.RHA2005



Lazul
W.RLA2005



Hemp
W.RHE2005



Mimosa
W.RMI2005



Thatch
W.RTH2005



Damask
W.RDA2005



Anemone
W.RAN2005



Clover
W.RCL2005



Blossom
W.RBL2005



Hessian
W.RHS2005



Cornflower
W.RCR2005



Lupin
W.RLU2005



Pansy
W.RPA2005



Heath
W.RHT2005

○ Suitability is the same for all products on this page:
See page 120 for key to symbols



Chalk and Hibiscus field tiles



Damask field tiles and Torus mouldings




Hibiscus field tiles

LUSTRE TORUS MOULDINGS 130 x 43mm (1 1/16" x 5 1/8")



METROPOLITAN
Reference Section

All tiles are subject to crazing but some (indicated by the ☼ symbol) are more susceptible.



	Chalk ☼	W.RCH2005	W.RCH2010
	Hibiscus ☼	W.RHB2005	W.RHB2010
	Heather ☼	W.RHA2005	W.RHA2010
	Hemp ☼	W.RHE2005	W.RHE2010
	Mimosa ☼	W.RMI2005	W.RMI2010
	Thatch ☼	W.RTH2005	W.RTH2010
	Damask ☼	W.RDA2005	W.RDA2010
	Hessian ☼	W.RHS2005	W.RHS2010
	Anemone ☼	W.RAN2005	W.RAN2010
	Clover ☼	W.RCL2005	W.RCL2010
	Blossom ☼	W.RBL2005	W.RBL2010
	Cornflower ☼	W.RCR2005	W.RCR2010
	Lupin ☼	W.RLU2005	W.RLU2010
	Heath ☼	W.RHT2005	W.RHT2010
	Lazul ☼	W.RLA2005	W.RLA2010
	Pansy ☼	W.RPA2005	W.RPA2010

NB: It is unlikely that the Torus mouldings are glazed along the top edge. This means the base colour of the tile may show along the top edge and we cannot guarantee against this occurrence.

☼ Suitability is the same for all products on this page: See page 120 for key to symbols



RESIDENCE

Foundry Metallics

Stunning metallic effects and dramatic, glowing colours


Metallic glazes are used to create some amazing effects on these tiles, which are available in five sizes in two distinctive colourways.

The special glaze process produces considerable differences between every tile, particularly for the Roman Gold tiles, which may be rippled and uneven in surface texture and colour. Combined they look gorgeous (see above) and it also means your tiles will be truly unique!

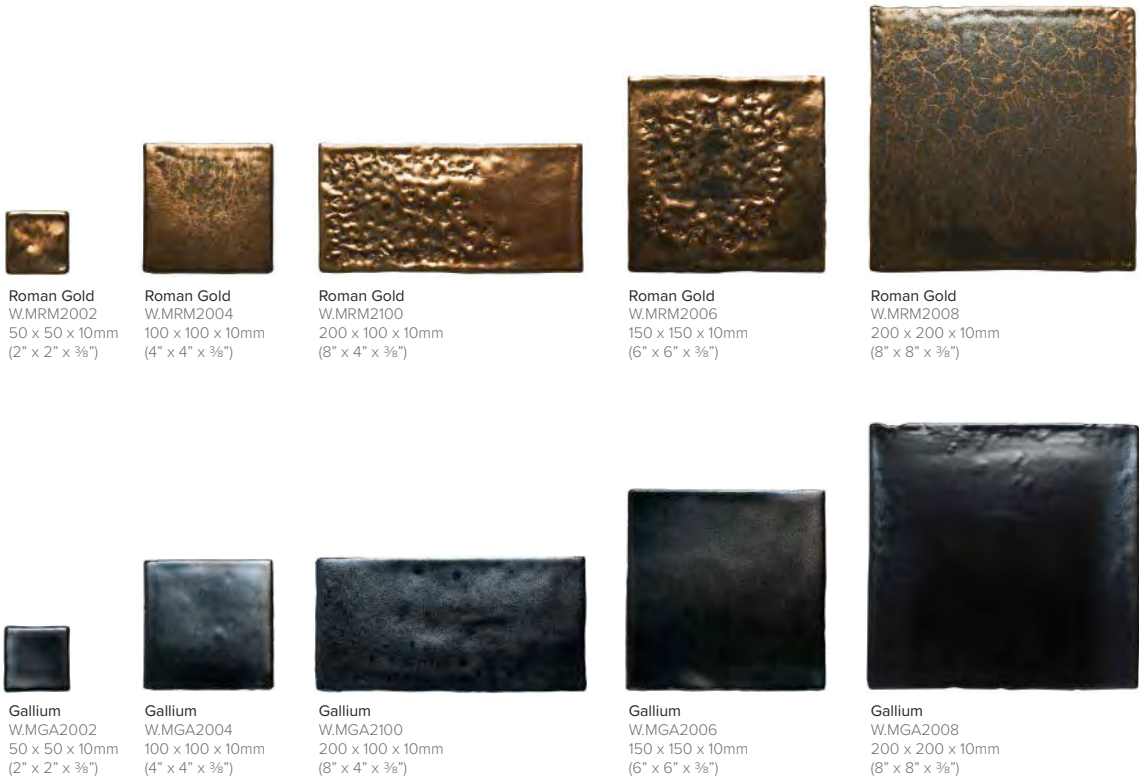




Left: Roman Gold mix
 Above: Gallium Mix
 Right: Roman Gold Mix
 Lower Left: Gallium (50x50mm)



Foundry Metallic tiles are dramatic and distinctive. The use of different lighting effects such as fire light, soft focus and spot lights will simply add to the drama. Feel free to mix and match to create your own unique metallic masterpiece.



Roman Gold
 W.MRM2002
 50 x 50 x 10mm
 (2" x 2" x 3/8")

Roman Gold
 W.MRM2004
 100 x 100 x 10mm
 (4" x 4" x 3/8")

Roman Gold
 W.MRM2100
 200 x 100 x 10mm
 (8" x 4" x 3/8")

Roman Gold
 W.MRM2006
 150 x 150 x 10mm
 (6" x 6" x 3/8")

Roman Gold
 W.MRM2008
 200 x 200 x 10mm
 (8" x 8" x 3/8")

Gallium
 W.MGA2002
 50 x 50 x 10mm
 (2" x 2" x 3/8")

Gallium
 W.MGA2004
 100 x 100 x 10mm
 (4" x 4" x 3/8")

Gallium
 W.MGA2100
 200 x 100 x 10mm
 (8" x 4" x 3/8")

Gallium
 W.MGA2006
 150 x 150 x 10mm
 (6" x 6" x 3/8")

Gallium
 W.MGA2008
 200 x 200 x 10mm
 (8" x 8" x 3/8")

★ ✳ Suitability is the same for all products on this page:
 See page 120 for key to symbols

Please note that metallic tiles are made individually and may have distinct differences between them. They may not match each other or line up exactly if placed together, but the overall effect will be stunning.

RESIDENCE

Chateaux

Inspired by tiles, ceramics
and patterned rugs from
around the globe



The patterns and colours in the Chateaux Collection were inspired by an eclectic range of artifacts and places: ceramics and tiles from ancient Persia and Morocco, kelim rugs from Turkey, tapestries from French castles and pottery from Andalusia.

If you look closely you will discover that every tile is slightly different. Intriguing random textured effects result from the deliberate use of glazes that 'react' on the surface.

The combination of a rustic tile base and the reactive glazes produces glossy tiles that have noticeably textured surfaces.



Left: Ormeaux Red on Mint with Papyrus field tiles
Top Right: Merles on Papyrus
Right: A patchwork of Chateaux
Above: Ormeaux on Bastille, Amun and Lagoon




Every tile is like a miniature work of art

Weave these patterns together to make a beautifully rich and textured feature – a dazzlingly simple way to add character and style to a wall. The Chateaux tiles shown below are different patterns in blue on either a Cosmopolitan Papyrus or Truffle background. They can be used to create stylish patchwork effects or placed individually.

130 x 130 x 10mm (5 1/8" x 5 1/8" x 3/8")



Ormeaux on Papyrus 
W.2800VPA




Villette on Papyrus 
W.2801VPA



Behen on Papyrus 
W.2802VPA





Bourron on Papyrus 
W.2804VPA





Merles on Papyrus 
W.2803VPA





Ormeaux on Truffle  
W.2800VTR





Villette on Truffle  
W.2801VTR





Behen on Truffle  
W.2802VTR



Bourron on Truffle  
W.2804VTR



Merles on Truffle  
W.2803VTR

Please note that decorative tiles are made individually and may have slight differences between them. They may not line up with each other exactly if placed together, but the overall effect will be stunning.

Suitability and special notes:
See page 120 for key to symbols



Left: A mix of Behen, Ormeaux, Bourron, Villette and Merles all on Truffle

Above: Merles on Papyrus

Right: Merles on Truffle

Below: A mix of Villette, Merles, Behen, Bourron and Ormeaux all on Papyrus





Left: A patchwork of Chateaux
 Right: Ormeaux on Amun
 with Mint field tiles
 Below: Ormeaux on Rioja, Ormeaux
 on Blackberry, Ormeaux on Chestnut




The Chateaux tiles shown below are all the Ormeaux pattern in mixed colours on different coloured glossy Cosmopolitan backgrounds.

130 x 130 x 10mm (5 1/8" x 5 1/8" x 3/8")



Ormeaux Red on Mint
 W.2810



Ormeaux on Palomino
 W.2808




Ormeaux on Thebes
 W.2815



Ormeaux Blue on Mint
 W.2809



Ormeaux on Glen
 W.2816



Ormeaux on Lagoon
 W.2806



Ormeaux on Amun
 W.2807



Ormeaux on Bastille
 W.2805



Ormeaux on Chestnut
 W.2814



Ormeaux on Blackberry
 W.2811



Ormeaux on Rioja
 W.2813



Ormeaux on Sloe
 W.2812

Suitability and special notes: See page 120 for key to symbols

RESIDENCE

Wine Cellar

Raise a toast to wine – from ‘cheers’ to ‘a votre sante!’

130 x 63 x 10mm (2½" x 5⅛" x ⅜")



Pinot Grey on Palomino
W.2563VPL



Noir Grey on Papyrus
W.2566




Grigio Grey on Palomino
W.2567VPL



Chablis Grey on Papyrus
W.2564



Rioja Grey on Palomino
W.2565VPL



Merlot Grey on Papyrus
W.2560



Chianti Grey on Palomino
W.2561VPL



Shiraz Grey on Papyrus
W.2562

All Wine Cellar tiles are available as Grey on either a Palomino or Papyrus background. Add VPL to the code for a Palomino background. Please specify when ordering.


130 x 130 x 10mm (5⅛" x 5⅛" x ⅜")



Linen Corner Grey on Palomino
W.2605VPL



Linen Border Grey on Papyrus
W.2604

 Suitability is the same for all products on this page: See page 120 for key to symbols

Linen Borders and Corners are available as Grey or Sepia on either a Papyrus or Palomino background. Use to add a finishing touch to frame the decorated tiles in this section.



Whether you prefer red or white, there's a wine type for all tastes here. These decorated half tiles are the perfect accompaniment to great food and good company. To set them off beautifully, there are Linen Frame border and corner tiles too – they can also be used with the other decorative tiles in this section to great effect.







RESIDENCE

Herbs & Spices

A pinch of spice and a handful of herbs to enhance your recipes and your walls

These wonderful ingredients provide dishes with depth, flavour and colour, but why stop there? Your walls will look striking with the addition of these tasteful tiles.



Left: Nutmeg, Fennel, Chives, Saffron, Dill, Parsley, Ginger and Oregano with Cosmopolitan Papyrus half tiles.

Above and Right: Detail of Parsley, Chives and Ginger


130 x 63 x 10mm (2½" x 5½" x ¾")



Parsley Grey on Palomino
W.2570VPL



Chives Grey on Palomino
W.2576VPL



Fennel Grey on Palomino
W.2573VPL



Nutmeg Grey on Palomino
W.2577VPL




Dill Grey on Papyrus
W.2574



Ginger Grey on Papyrus
W.2575



Saffron Grey on Papyrus
W.2571



Oregano Grey on Papyrus
W.2572

All Herbs & Spices tiles are available as Grey on either a Palomino or Papyrus background. Please specify when ordering. Add VPL to the code for a Palomino background.

130 x 130 x 10mm (5½" x 5½" x ¾")



Linen Corner Grey on Palomino
W.2605VPL



Linen Border Grey on Papyrus
W.2604

Linen Borders and Corners are available as Grey or Sepia on either a Papyrus or Palomino background. Use to add a finishing touch to frame the decorated tiles in this section.



Apple on Papyrus with Cosmopolitan Wattle and Arcadian Estuary field tiles



Peach on Papyrus



Lemon on Papyrus with Arcadian Estuary field tiles

RESIDENCE

Botanical Fruit

Traditional engravings of fruits provides the inspiration for this collection – giving the tiles an authentic appeal

Field tiles: 130 x 130 x 10mm (5 1/8" x 5 1/8" x 3/8")



Apple on Papyrus
W.HP2520



Lemon on Papyrus
W.HP2523



Kiwi on Papyrus
W.HP2524




Orange on Palomino
W.HP2521VPL



Pear on Palomino
W.HP2522VPL



Peach on Palomino
W.HP2525VPL

 Suitability is the same for all products on this page: See page 120 for key to symbols

All the tiles on these pages are available on either a Palomino or Papyrus background. Please specify when ordering; use the product code only for Papyrus, add 'VPL' to the end of the code for a Palomino background.



Detail of Lemon 6 Tile Panel



Lemon 6 Tile Panel on Papyrus with Papyrus field tiles

These six tile sets provide an opportunity to create a bigger expanse, to fill the space behind a cooker perhaps, or as an impressive feature wall in a dining area or conservatory.

Individual tiles sizes: 130 x 130 x 10mm (5 $\frac{1}{8}$ " x 5 $\frac{1}{8}$ " x $\frac{3}{8}$ ")



Apple 6 Tile Panel hand decorated on Papyrus W.HP2526 (above)
Also available, Apple 6 Tile Panel Set hand decorated on Palomino W.HP2526VPL



Lemon 6 Tile Panel hand decorated on Papyrus W.HP2527 (above)
Also available, Lemon 6 Tile Panel hand decorated on Palomino W.HP2527VPL

A Kaleidoscope of Butterflies

Bring the natural world into your home with these illustrated tiles. Everyone loves the delicate meanderings of butterflies in gardens and hedgerows, so choose from these pretty butterflies to remind you of hazy, lazy summer days.

Field tiles: 130 x 130 x 10mm (5 1/8" x 5 1/8" x 3/8")
 Half Tiles: 130 x 63 x 10mm (2 1/2" x 5 1/8" x 3/8")



Painted Beauty
 Pastel on Palomino
 W.2701VPL



Lavender Sprite & Emerald Siren
 Pastel on Palomino
 W.2704VPL



Pandora White & Azure Angel
 Pastel on Palomino
 W.2705VPL



Spangled Saffron Pastel on Palomino
 W.2702VPL



Ophelia White & China Blue Half Tile
 Pastel on Palomino
 W.2709VPL



Lavender Sprite Half Tile
 Pastel on Palomino
 W.2708VPL



Azure Angel Half Tile
 Pastel on Palomino
 W.2707VPL



Spangled Saffron Half Tile
 Pastel on Palomino
 W.2706VPL



Amethyst Aurora
 Pastel on Palomino
 W.2703VPL



Indigo Swallowtail
 Pastel on Palomino
 W.2700VPL



Amethyst Aurora
 Grey on Papyrus
 W.2703GREY



Indigo Swallowtail
 Grey on Papyrus
 W.2700GREY



Painted Beauty
 Grey on Papyrus
 W.2701GREY



Lavender Sprite & Emerald Siren
 Grey on Papyrus
 W.2704GREY



Pandora White & Azure Angel
 Grey on Papyrus
 W.2705GREY



Spangled Saffron
 Grey on Papyrus
 W.2702GREY



Ophelia White & China Blue Half Tile
 Grey on Papyrus
 W.2709GREY



Lavender Sprite Half Tile
 Grey on Papyrus
 W.2708GREY



Azure Angel Half Tile
 Grey on Papyrus
 W.2707GREY



Spangled Saffron Half Tile
 Grey on Papyrus
 W.2706GREY

Butterflies are available as pastel colours on either a Palomino or Papyrus background, and Grey on Papyrus. Please specify when ordering: use the product code only for Pastel on Papyrus, add 'VPL' to the end of the code for Pastel on Palomino, or add 'GREY' to the end of the code for Grey on Papyrus.

Suitability is the same for all products on this page:
 See page 120 for key to symbols



Above: Pandora White & Azure
Angel Grey on Papyrus

Right: Various Grey on Papyrus
Butterflies with Cosmopolitan
Papyrus field tiles

Far right: Spangled Saffron,
Emerald Siren Pastel on Papyrus

Below: Various pastel on Palomino
background butterflies, with
Cosmopolitan Palomino half tiles





RESIDENCE

Nautical

White sails on the ocean blue,
the steady beam of a lighthouse,
and a compass to guide you



Nautical's crisp designs in blue on a Papyrus background are perfect for a relaxed beach house style. They will also brighten up a cloakroom by adding interest to a plain tiled splashback.

130 x 130 x 10mm (5 1/8" x 5 1/8" x 3/8")



Lighthouse Blue on Papyrus
W.2580



Compass Blue on Papyrus
W.2581



Brigg Blue on Papyrus
W.2582



Yaw Blue on Papyrus
W.2583



Anchor Blue on Papyrus
W.2584

130 x 130 x 10mm (5 1/8" x 5 1/8" x 3/8")




Linen Corner Blue on Papyrus
W.2603



Linen Border Blue on Papyrus
W.2602

Linen Borders and Corners are available as Blue on a Papyrus background. Use to add a finishing touch to frame the decorated tiles in this section. Also available as Grey or Sepia on a Papyrus or Palomino background.

 Suitability is the same for all products on this page: See page 120 for key to symbols



RESIDENCE

Farm & Field

Images of animals and birds of farm and field will recreate the look of a farmhouse kitchen, perhaps reflecting glimpses of the countryside and farmyard.

Left: Flock of Sheep, Brace of Pheasant, Drove of Cattle, Warren of Hares, Brood of Chickens, Litter of Pigs, all Sepia on Papyrus with Papyrus field tiles

Right: Brood of Chickens and Warren of Hares on Palomino



130 x 130 x 10mm (5 1/8" x 5 1/8" x 3/8")



Warren of Hares Sepia on Papyrus
W.2591



Flock of Sheep Sepia on Papyrus
W.2595



Drove of Cattle Sepia on Papyrus
W.2593



Brood of Chickens Sepia on Palomino
W.2592VPL



Brace of Pheasant Sepia on Palomino
W.2590VPL



Litter of Pigs Sepia on Palomino
W.2594VPL

130 x 130 x 10mm (5 1/8" x 5 1/8" x 3/8")




Linen Corner Sepia on Papyrus
W.2601



Linen Border Sepia on Palomino
W.2600VPL

Farm & Field and Linen Borders and Corners are available as Sepia on either a Palomino or Papyrus background. Please specify when ordering: use the product code only for Papyrus, add 'VPL' to the end of the code for a Palomino background.

 Suitability is the same for all products on this page: See page 120 for key to symbols