

CLASSIC COLLECTION

The charm of all things handmade, hand painted or hand finished, is that no two pieces are likely to be identical

There's a wealth of choice, whether you are decorating a kitchen, bathroom, cloakroom, hallway, garden room or utility area. Colours for field tiles, half tiles and mouldings range from Pure White to Black via a range of neutrals through to strong rich hues, all in a gloss finish.

Field tile sizes range from 105 x 105 x 10mm (4 $\frac{1}{8}$ " x 4 $\frac{1}{8}$ " x $\frac{3}{8}$ "") to 127 x 127 x 10mm (5" x 5" x $\frac{3}{8}$ ""), with half tiles 127 x 63 x 10mm (2 $\frac{1}{2}$ " x 5" x $\frac{3}{8}$ ""), with borders and mouldings to co-ordinate and enhance your selection. A special waterfall glazing technique is used on the gloss field tiles, which normally results in two fully glazed edges on each tile, eliminating the need for a special trim piece such as a bullnose.





Blue Crabapple, before firing

Walnut field tiles



CLASSIC
Field Tiles

Above: Walnut 127 x 127mm field tiles

Right: Pearl and Peridot
127 x 127mm field tiles

Below: Pure White 127 x 127mm
field tiles



FIELD TILES

All Classic Collection field tiles are available in the colours shown here and the following two pages.

105 x 105 x 10mm (4 $\frac{1}{8}$ " x 4 $\frac{1}{8}$ " x $\frac{3}{8}$ ") codes ending in 1004

127 x 127 x 10mm (5" x 5" x $\frac{3}{8}$ ") codes ending in 1005



Pure White
W.PW1004 / W.PW1005



Off White
W.OW1004 / W.OW1005



Delft
W.DE1004 / W.DE1005



Pearl
W.PL1004 / W.PL1005



Oyster
W.OY1004 / W.OY1005



Peridot
W.PT1004 / W.PT1005



Flax
W.FL1004 / W.FL1005



Fennel
W.FE1004 / W.FE1005



Thyme
W.TH1004 / W.TH1005



Tarragon
W.TA1004 / W.TA1005



Pebble
W.BB1004 / W.BB1005



Canvas
W.CA1004 / W.CA1005



Walnu
W.WA1004 / W.WA1005



Putty
W.PY1004 / W.PY1005



Soft Yellow
W.SY1004 / W.SY1005





Maize
W.MZ1004 / W.MZ1005



Amber
W.AR1004 / W.AR1005



Honey
W.HY1004 / W.HY1005

  Suitability is the same for all products on this page:
See page 120 for key to symbols

Co-ordinating mouldings and finishing pieces are available in a selection of the most popular colours (see pages 84- 85).

FIELD TILES

All Classic Collection field tiles are available in the colours shown here and the previous two pages.

105 x 105 x 10mm (4 1/8" x 4 1/8" x 3/8") codes ending in 1004

127 x 127 x 10mm (5" x 5" x 3/8") codes ending in 1005



Raspberry
W.RA1004 / W.RA1005



New Burgundy
W.BN1004 / W.BN1005



Ruby
W.RU1004 / W.RU1005



Vermilion
W.VE1004 / W.VE1005



Olive
W.OL1004 / W.OL1005



Lime Green
W.LG1004 / W.LG1005



Emerald Green
W.EG1004 / W.EG1005



Celadon
W.CE1004 / W.CE1005



Sage
W.GB1004 / W.GB1005



Prussian Blue
W.PB1004 / W.PB1005



Marine Blue
W.LT1004 / W.LT1005



Deep Turquoise
W.DT1004 / W.DT1005



Moonstone
W.MO1004 / W.MO1005



Jade
W.JA1004 / W.JA1005



Sky Blue
W.SB1004 / W.SB1005



Periwinkle
W.PE1004 / W.PE1005



Sapphire
W.SA1004 / W.SA1005



Cobalt Blue
W.CB1004 / W.CB1005



Grey
W.GR1004 / W.GR1005



Black
W.BL1004 / W.BL1005

Co-ordinating mouldings and finishing pieces are available in a selection of the most popular colours (see pages 96-97).

Suitability and special notes: See page 120 for key to symbols



Left: Grey 127 x 127mm field tiles
Above: Marine Blue, Deep Turquoise and Celadon 105 x 105mm field tiles
Right: Raspberry 127 x 127mm field tiles
Below: Sage 127 x 127mm field tiles






CLASSIC
Half Tiles

Versatile half tiles always look good in the traditional brick bond pattern, but you could experiment by applying them vertically or even in a herringbone pattern. Place them above a dado rail with field tiles beneath, in either a co-ordinating or contrasting colour for interest.



Pure White half tiles

HALF TILES 127 x 63 x 10mm (2½" x 5" x ¾")



Pure White ▲❄️
W.PW1025



Off White ▲❄️
W.OW1025



Delft ▲❄️
W.DE1025



Peridot ▲❄️
W.PT1025



Fennel ▲❄️
W.FE1025



Thyme ▲❄️
W.TH1025



Tarragon ▲❄️
W.TA1025



Pebble ▲❄️
W.BB1025



Canvas ▲❄️
W.CA1025



Walnut ▲❄️
W.WA1025



Putty ▲❄️
W.PY1025



Soft Yellow ▲❄️
W.SY1025



Maize ▲❄️
W.MZ1025



Amber ▲❄️
W.AR1025



Honey ▲❄️
W.HY1025



Emerald Green ❄️❄️
W.EG1025



Vermillion ▲❄️
W.VE1025



Raspberry ▲❄️
W.RA1025



New Burgundy ▲❄️
W.BN1025



Ruby ▲❄️
W.RU1025



Celadon ▲❄️
W.CE1025



Deep Turquoise ❄️❄️
W.DT1025



Moonstone ❄️❄️
W.MO1025



Sky Blue ▲❄️
W.SB1025



Periwinkle ▲❄️
W.PE1025



Cobalt Blue ▲❄️
W.CB1025



Grey ▲❄️
W.GR1025






Black ▲❄️
W.BL1025

Suitability and special notes: See page 120 for key to symbols

CLASSIC

Field tile guide

All tiles are subject to crazing but some (indicated by the ☼ symbol) are more susceptible.

		
Field tile 105 x 105 x 10mm 4 1/8" x 4 1/8" x 3/8"	Field tile 127 x 127 x 10mm 5" x 5" x 3/8"	Half tile 127 x 63 x 10mm 2 1/2" x 5" x 3/8"

	Pure White ▲☼☼	Gloss	W.PW1004	W.PW1005	W.PW1025
	Off White ▲☼☼	Gloss	W.OW1004	W.OW1005	W.OW1025
	Delft ▲☼☼	Gloss	W.DE1004	W.DE1005	W.DE1025
	Pearl ▲☼☼	Gloss	W.PL1004	W.PL1005	–
	Oyster ▲☼☼	Gloss	W.OY1004	W.OY1005	–
	Peridot ▲☼☼	Gloss	W.PT1004	W.PT1005	W.PT1025
	Flax ▲☼☼	Gloss	W.FL1004	W.FL1005	–
	Fennel ▲☼☼	Gloss	W.FE1004	W.FE1005	W.FE1025
	Thyme ▲☼☼	Gloss	W.TH1004	W.TH1005	W.TH1025
	Tarragon ▲☼☼	Gloss	W.TA1004	W.TA1005	W.TA1025
	Pebble ▲☼☼	Gloss	W.BB1004	W.BB1005	W.BB1025
	Canvas ▲☼☼	Gloss	W.CA1004	W.CA1005	W.CA1025
	Walnut ▲☼☼	Gloss	W.WA1004	W.WA1005	W.WA1025
	Putty ▲☼☼	Gloss	W.PY1004	W.PY1005	W.PY1025
	Soft Yellow ▲☼☼	Gloss	W.SY1004	W.SY1005	W.SY1025
	Maize ▲☼☼	Gloss	W.MZ1004	W.MZ1005	W.MZ1025
	Amber ▲☼☼	Gloss	W.AR1004	W.AR1005	W.AR1025
	Honey ▲☼☼	Gloss	W.HY1004	W.HY1005	W.HY1025
	Olive ▲☼☼	Gloss	W.OL1004	W.OL1005	–
	Lime Green ☼☼☼	Gloss	W.LG1004	W.LG1005	–
	Emerald Green ☼☼☼	Gloss	W.EG1004	W.EG1005	W.EG1025
	Vermillion ▲☼☼	Gloss	W.VE1004	W.VE1005	W.VE1025
	Raspberry ▲☼☼	Gloss	W.RA1004	W.RA1005	W.RA1025
	New Burgundy ▲☼☼	Gloss	W.BN1004	W.BN1005	W.BN1025
	Ruby ▲☼☼	Gloss	W.RU1004	W.RU1005	W.RU1025
	Celadon ▲☼☼	Gloss	W.CE1004	W.CE1005	W.CE1025
	Sage ▲☼☼	Gloss	W.GB1004	W.GB1005	–
	Prussian Blue ☼☼☼	Gloss	W.PB1004	W.PB1005	–
	Marine Blue ☼☼☼	Gloss	W.LT1004	W.LT1005	–
	Deep Turquoise ☼☼☼	Gloss	W.DT1004	W.DT1005	W.DT1025
	Moonstone ☼☼☼	Gloss	W.MO1004	W.MO1005	W.MO1025
	Jade ☼☼☼	Gloss	W.JA1004	W.JA1005	–
	Sky Blue ▲☼☼	Gloss	W.SB1004	W.SB1005	W.SB1025
	Periwinkle ▲☼☼	Gloss	W.PE1004	W.PE1005	W.PE1025
	Sapphire ▲☼☼	Gloss	W.SA1004	W.SA1005	–
	Cobalt Blue ▲☼☼	Gloss	W.CB1004	W.CB1005	W.CB1025
	Grey ▲☼☼	Gloss	W.GR1004	W.GR1005	W.GR1025
	Black ▲☼☼	Gloss	W.BL1004	W.BL1005	W.BL1025



CLASSIC

Mouldings

The finishing touches to your design

Our mouldings are based on classical English designs including Victorian dado rails and Georgian cornices. Available in a selection of gloss colours to enhance and complement the field and half tiles. Other colours in the range can be made to order.

PENCIL (105mm)



Off White W.OW1014
105 x 13mm (4 1/8" x 1/2")

PENCIL (127mm)



Off White W.OW1012
127 x 13mm (5" x 1/2")

LISTELLO



Off White W.OW1212
214 x 19mm (8 3/8" x 3/4")

LARGE MOULDING



Off White W.OW1600
258 x 64mm (10 1/8" x 2 1/2")

ROPE



Off White W.OW1217
214 x 25mm (8 3/8" x 1")

DADO RAIL (214mm)



Off White W.OW1226
214 x 38mm (8 3/8" x 1 1/2")

DADO RAIL (258mm)



Off White W.OW1601
258 x 38mm (10 1/8" x 1 1/2")

DADO RAIL TURNS AND CORNERS

Suitable for use with 214mm and 258mm Dado Rails



Turn
Off White
W.OW1227
38 x 38mm
(1 1/2" x 1 1/2")

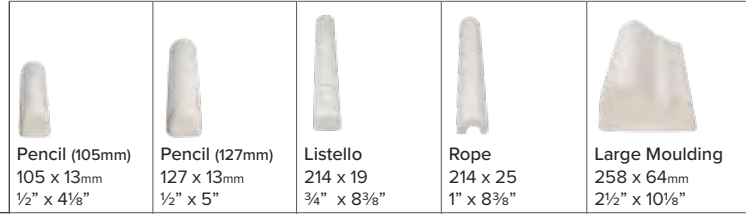
Corner
Off White
W.OW1225

The Listello, Rope and the shorter Dado Rail and Semi Round Pencils all co-ordinate with the 105 x 105mm (4 1/8" x 4 1/8") tiles. The longer Dado Rail and the Large Moulding co-ordinate with the 127 x 127mm (5" x 5") tiles and 127 x 63mm (2 1/2" x 5") half tiles. The turn and corner are suitable to use with both Dado Rails.

CLASSIC

Mouldings guide

All tiles are subject to crazing but some (indicated by the ☼ symbol) are more susceptible.



			Pencil (105mm) 105 x 13mm ½" x 4⅞"	Pencil (127mm) 127 x 13mm ½" x 5"	Listello 214 x 19 ¾" x 8⅜"	Rope 214 x 25 1" x 8⅜"	Large Moulding 258 x 64mm 2½" x 10⅞"
	Pure White ▲☼	Gloss	W.PW1014	W.PW1012	W.PW1212	W.PW1217	W.PW1600
	Off White ▲☼	Gloss	W.OW1014	W.OW1012	W.OW1212	W.OW1217	W.OW1600
	Delft ▲☼	Gloss	W.DE1014	W.DE1012	W.DE1212	W.DE1217	W.DE1600
	New Burgundy ▲☼	Gloss	W.BN1014	W.BN1012	W.BN1212	W.BN1217	W.BN1600
	Ruby ▲☼	Gloss	W.RU1014	W.RU1012	W.RU1212	W.RU1217	W.RU1600
	Celadon ▲☼	Gloss	W.CE1014	W.CE1012	W.CE1212	W.CE1217	W.CE1600
	Periwinkle ▲☼	Gloss	W.PE1014	W.PE1012	W.PE1212	W.PE1217	W.PE1600
	Cobalt Blue ▲☼	Gloss	W.CB1014	W.CB1012	W.CB1212	W.CB1217	W.CB1600
	Grey ▲☼	Gloss	W.GR1014	W.GR1012	W.GR1212	W.GR1217	W.GR1600

All tiles are subject to crazing but some (indicated by the ☼ symbol) are more susceptible.



			Dado Rail (214mm) 214 x 38 1½" x 8⅜"	Dado Rail (258mm) 258 x 38mm 1½" x 10⅞"	Dado Rail Turn 38 x 38mm 1½" x 1½"	Dado Rail Corner
	Pure White ▲☼	Gloss	W.PW1226	W.PW1601	W.PW1227	W.PW1225
	Off White ▲☼	Gloss	W.OW1226	W.OW1601	W.OW1227	W.OW1225
	Delft ▲☼	Gloss	W.DE1226	W.DE1601	–	–
	New Burgundy ▲☼	Gloss	W.BN1226	W.BN1601	–	–
	Ruby ▲☼	Gloss	W.RU1226	W.RU1601	–	–
	Celadon ▲☼	Gloss	W.CE1226	W.CE1601	–	–
	Periwinkle ▲☼	Gloss	W.PE1226	W.PE1601	–	–
	Cobalt Blue ▲☼	Gloss	W.CB1226	W.CB1601	–	–
	Grey ▲☼	Gloss	W.GR1226	W.GR1601	–	–

Suitability and special notes: See page 120 for key to symbols

Other colours in the range can be made to order.
 D'autres couleurs de notre gamme sont également disponibles sur demande.
 Andere Farben für das Sortiment können auf Bestellung gefertigt werden.
 Andere kleuren in het assortiment kunnen op aanvraag worden besteld.
 Другие представленные в данном ассортименте цвета могут отличаться.

CLASSIC

English Delft

The designs on this page are exact reproductions of 18th Century originals in museums and private collections. Filled with the tranquil charm of an idyllic, bygone age, the drawings are reproduced in cobalt blue on Delft White.

DELFT RIVER SCENES 127 x 127 x 10mm (5" x 5" x 3/8")



Waterfront
W.DE1516HP



Fisherman
W.DE1517HP



Ship and Island
W.DE1518HP



Ship and House
W.DE1519HP



Pastoral Scene
W.DE1520HP



Windmill
W.DE1521HP

DELFT FIGURES IN A LANDSCAPE 127 x 127 x 10mm (5" x 5" x 3/8")



Man with Hat
W.DE1510



Couple with Basket
W.DE1511



Lady and Mansion
W.DE1512



Man with Stick
W.DE1513



Man with Dog
W.DE1514



Woman and Basket
W.DE1515

These tiles are on a Delft White background.



Suitability is the same for all products on this page.
See page 120 for key to symbols



Fisherman, Pastoral Scene, Ship and House, Waterfront and Windmill with Delft White Blanc with Corners.



CLASSIC

English Delft

Our love affair with Delft began in the 16th century when English artists transposed classic Dutch designs to English settings. Here, the sources of inspiration are original 16th century drawings, applied in cobalt blue on Delft opaque tin glaze.

HAND PAINTED DELFT BOATS 127 x 127 x 10mm (5" x 5" x 3/8")



Trinite of London
W.DE1527HP



Thomas Basset of Rye
W.DE1528HP



Jim Howard of Fowey
W.DE1529HP



Mary & Gail of St Ives
W.DE1530HP



Grace & Ann of Liverpool
W.DE1531HP



Black Barks of Bristol
W.DE1532HP

These tiles are on a Delft White background.



Suitability is the same for all products on this page:
See page 120 for key to symbols



Left: Grace & Anne of Liverpool, Thomas Basset of Rye, Black Barks of Bristol and Jim Howard of Fowey with Sky Blue half tiles

Right: Lunaria, Oxalis and Geum shown with Delft White field tiles

DELFT FLOWERS 127 x 127 x 10mm (5" x 5" x 3/8")



Lychnis
W.DE1533HP



Cardoon
W.DE1534HP



Oxalis
W.DE1535HP



Geum
W.DE1536HP



Tulipa
W.DE1537HP



Lunaria
W.DE1538HP

DELFT FIELD TILES 127 x 127 x 10mm (5" x 5" x 3/8")



Delft White Field Tile
W.DE1005



Delft White Blanc with Corners
W.DE1001

MOULDINGS



Delft White Frame/Rail Moulding
W.DE1010 127 x 30mm (1 1/4" x 5")




Delft White Semi Round Pencil Border
W.DE1012 127 x 13mm (1/2" x 5")



Delft White Dado Rail Moulding W.DE1601
258 x 38mm (1 1/2" x 1 1/8")

These tiles are on a Delft White background.

 Suitability is the same for all products on this page:
See page 120 for key to symbols

CLASSIC

Hand Crafted Panels

Bring the rural idyll into your home with these lovely images and enjoy them for many years to come



Chicken Coop Colour on Off White 40 Tile Panel

CHICKEN COOP

Here's the next best thing if you would love to keep hens! This beautiful panel can be installed behind a range cooker or as a feature in its 40 tile entirety, made up of three Chickens and a Hedgerow. It is available in a hand finished panel of 127 x 127mm tiles.




Chicken Coop Colour on Off White 40 Tile Panel W:1708
Available as single chicken panels – as below



Dutch Chicken W:1709
Off White 6 Tile Panel



Sulmtaler W:1710
Off White 6 Tile Panel



Maran W:1711
Off White 6 Tile Panel

FAMILY OF HARES

Sensitively drawn images of these shy, secretive creatures would make an attractive feature in a kitchen, either singly or all together in the 40 tile panel complete with Hedgerow.




Family of Hares Panel on Off White 40 Tile Panel W:1700
Available as single panels – as below



Boxing Hares W:1701
Off White 6 Tile Panel



Wise Hare W:1702
Off White 6 Tile Panel



Hare in Hiding W:1703
Off White 2 Tile Panel



FLOCK OF GEESE

An alternative to chickens and hares: a flock of geese, again available as a 40 tile panel which incorporates the Hedgerow.

Flock of Geese Panel Colour on Off White 40 Tile Panel W.1704
Available as single panels – as below




Elders W.1706
Off White 6 Tile Panel



Cuthbert & Gertrude W.1707
Off White 6 Tile Panel



Goslings W.1705
Off White 2 Tile Panel

 Suitability is the same for all products on this page:
See page 120 for key to symbols

Please note: you can adjust the grout gap between the tiles to suit the look you want to achieve. The grout gap shown in this brochure is approximately 5mm.

CLASSIC

Hand Crafted Panels

HEDGEROW


You'll enjoy finding all the birds, butterflies, berries and flowers within this beautiful Hedgerow, which is available as a 22 tile panel or 16 tile frieze. The frieze can be repeated around a room as a border or as a stand alone in an alcove or above a shelf.



Hedgerow 16 Tile Frieze on Off White W.1713



Hedgerow 22 Tile Panel on Off White W.1712

 Suitability is the same for all products on this page:
See page 120 for key to symbols

CLASSIC

In the Garden

These delightful Olive, Orange and Lemon tiles will bring the warmth and relaxed atmosphere of a Mediterranean garden into your kitchen and even your cuisine.



Potted Olive Tree Plaque W.HP1530
258 x 258 x 10mm (10" x 10" x 3/8")



Olive Sprig Single W.HP1531
127 x 127 x 10mm (5" x 5" x 3/8")



Olive Branch Border W.HP1532
127 x 63 x 10mm (2 1/2" x 5" x 3/8")



Potted Lemon Tree Plaque W.HP1533
258 x 258 x 10mm (10" x 10" x 3/8")



Lemon Sprig Single W.HP1534
127 x 127 x 10mm (5" x 5" x 3/8")



Lemon Garland Border W.HP1535
127 x 63 x 10mm (2 1/2" x 5" x 3/8")



Potted Orange Tree Plaque W.HP1536
258 x 258 x 10mm (10" x 10" x 3/8")




Orange Sprig Single W.HP1537
127 x 127 x 10mm (5" x 5" x 3/8")



Orange Garland Border W.HP1538
127 x 63 x 10mm (2 1/2" x 5" x 3/8")

These tiles are on an Off White background.

 Suitability is the same for all products on this page:
See page 120 for key to symbols



Above: Olive Branch Border and Olive Sprig, with Off White 127 x 127mm field tiles
Right: Gosling, Pond, Gander and Goose with Off White 127 x 127mm field tiles and Fennel half tiles



ON THE FARM

105 x 105 x 10mm (4 1/8" x 4 1/8" x 3/8")

A set of fine animal drawings in a naïve style reminiscent of 18th century farm cottages where simple images of homely livestock positively filled their frames.

These tiles are on an Off White background.



Connie Cow
W.HP1550




Polly Pig
W.HP1551



Sally Sheep
W.HP1552



Harry Hare
W.HP1553



Cuthbert Cockerel
W.HP1554

A GAGGLE OF GEESE

127 x 127 x 10mm (5" x 5" x 3/8")

A family of geese and these country scenes paint a picture of rustic tranquillity.

These tiles are on an Off White background.



Goose
W.HP1570



Gander
W.HP1571



Haystack
W.HP1572




Gosling
W.HP1573



Pond
W.HP1574



Landscape
W.HP1575

 Suitability is the same for all products on this page:
See page 120 for key to symbols



Left: A selection of bugs shown with Off White 105 x 105mm field tiles
Above: Butterfly.
Right: Ladybird & Bee and Damsel & Dragonfly borders
Below: A selection of bugs with Ladybird & Bee and Damsel & Dragonfly borders shown with Off White 105 x 105mm field tiles



CLASSIC Bugs

These cute, hand painted flying insects and creepy crawly creatures are always popular. You can use them to great effect with or without the border.

105 x 105 x 10mm (4 $\frac{1}{8}$ " x 4 $\frac{1}{8}$ " x $\frac{3}{8}$ ")



Dragonfly
W.HP1290



Damselfly
W.HP1291



Ladybird & Bee
W.HP1292



Centipede
W.HP1308



Wasp
W.HP1310



Hornet
W.HP1311



Napoleon Bee
W.HP1319



Caterpillar
W.HP1316



Two Butterflies
W.HP1289



Butterfly
W.HP1307



Stag Beetle
W.HP1320



Grasshopper
W.HP1318



Snail
W.HP1309



Copper Butterfly
W.HP1315



Crane Fly
W.HP1317

214 x 35 x 10mm (8 $\frac{3}{8}$ " x 1 $\frac{3}{8}$ " x $\frac{3}{8}$ ")



Ladybird & Bee Border
W.HP1314




Damselfly & Dragonfly Border
W.HP1312



Plain Bug Border
W.HP1313

These tiles are on an Off White background.

 Suitability is the same for all products on this page: See page 120 for key to symbols



CLASSIC COPPER ENGRAVINGS

Flights of Fancy

105 x 105 x 10mm (4 1/8" x 4 1/8" x 3/8")



Emperor
W1857



Odonata
W1858



Nymph
W1859



Swooping
W1750



Diving
W1751



Soaring
W1752



Dandelion
W1860




Blown Dandelion
W1861



Dandelion Seeds
W1862

These fine line illustrations resemble antique intaglio prints, where the images would have been incised into copper plates. They all share the same light and airy characteristics.

These tiles are on an Off White background.



Far left: Dandelion, Blown Dandelion and Dandelion Seeds with Off White 105 x 105mm field tiles and 214mm Dado Rails and Corner
 Left: Soaring, Diving and Swooping with Off White 105 x 105mm field tiles
 Above: Spotty Dog
 Right: Dog Meeting, Curly Dog, Dog Family and Spotty Dog with Sky Blue 105 x 105mm field tiles



CLASSIC Perfect Pets

105 x 105 x 10mm (4 1/8" x 4 1/8" x 3/8")



Sunbather
 W.1850HP



Spotty Dog
 W.1851HP



Curly Dog
 W.1855HP



Dog Meeting
 W.1853HP



Cat Lover
 W.1854HP



Dog Family
 W.1852HP


These charming line drawings of original cartoons are applied to the tiles and fired before they are returned to the artists for hand colouring.

These tiles are on an Off White background.

Suitability is the same for all products on this page: See page 120 for key to symbols



Detail of Fruit Plaque



Oranges and Two Pears

CLASSIC

Raised Fruit

105 x 105 x 10mm (4 1/8" x 4 1/8" x 3/8")



Cherry
W.HP1030



Blue Crabapple
W.HPLB1031



Peach Crabapple
W.HPPH1031



Lemon
W.HP1032



Currant
W.HP1033N



Strawberries
W.HP1034



Oranges
W.HP1040



Two Pears
W.HP1041



Burgundy Crabapple
W.HPDP1031



Grapes
W.HP1042N



Plum
W.HP1039

The backgrounds of these deep-moulded, decorative tiles are first glazed on Off White and then fired. Back from the kilns, the gleaming areas of raised fruits are highlighted or painted and shaded in soft colours to further enhance the illusion of depth. Then they are fired again.

These tiles are on an Off White background.





Strawberries and Oranges with Cherry Border, Tarragon and Off White 105 x 105mm field tiles



Fruit Plaque
W.HP1072N
323 x 323 x 10mm
(12¹/₈" x 12¹/₈" x ³/₈")

These tiles are on an Off White background.

HAND PAINTED BORDERS 105 x 105 x 10mm (4¹/₈" x 4¹/₈" x ³/₈")



Peach Crabapple Border
W.HPPH1050



Peach Crabapple Corner
W.HPPH1063



Blue Crabapple Border
W.HPLB1050



Blue Crabapple Corner
W.HPLB1063



Burgundy Crabapple Border
W.HPDP1050



Burgundy Crabapple Corner
W.HPDP1063



Cherry Border
W.HP1052



Cherry Corner
W.HP1054

△ ⊗ Suitability is the same for all products on this page:
See page 120 for key to symbols



CLASSIC Raised Fruit

These beautiful, hand painted borders complement the individual raised pattern tiles on pages 112-113. Alternatively they can be used with field tiles to create subtle decorative schemes of their own.

105mm HAND PAINTED BORDERS



Pink Daisy Border W.HP1350
105 x 22mm (7/8" x 4 1/8")



Daisy Chain Border W.HP1354
105 x 22mm (7/8" x 4 1/8")



Red Clover Border W.HP1356
105 x 22mm (7/8" x 4 1/8")



Burgundy Daisy Border W.HP1352
105 x 26mm (1" x 4 1/8")

214mm HAND PAINTED BORDERS



Peach Crabapple Frieze W.HPPH1056
214 x 44mm (1 3/4" x 8 3/8")



Leaf Frieze W.HP1058
214 x 44mm (1 3/4" x 8 3/8")



Blue Crabapple Frieze W.HPLB1056
214 x 44mm (1 3/4" x 8 3/8")



Burgundy Crabapple Frieze W.HPDP1056
214 x 44mm (1 3/4" x 8 3/8")





Leaf and Berry Border W.HP1235
214 x 76mm (3" x 8 3/8")



Acanthus Leaf Border W.HP1214
214 x 38mm (1 1/2" x 8 3/8")

These tiles are on an Off White background.

  Suitability is the same for all products on this page:
See page 120 for key to symbols



Far left: Leaf and Berry Border

Left: Leaf Frieze

Above: Agapanthus

Right: Designer Flowers and Two Butterflies
(from Bugs range) with Off White 105 x 105mm
field tiles and Tarragon half tiles



CLASSIC Designer Flowers

Four flowers and four pots provide a number of combinations as a series
of stand alone tiles or as a frieze.



Arctotis W.HP1484
214 x 105 x 10mm
(4 $\frac{1}{8}$ " x 8 $\frac{3}{8}$ " x $\frac{3}{8}$ ")



Poppy W.HP1485
214 x 105 x 10mm
(4 $\frac{1}{8}$ " x 8 $\frac{3}{8}$ " x $\frac{3}{8}$ ")



Agapanthus W.HP1486
214 x 105 x 10mm
(4 $\frac{1}{8}$ " x 8 $\frac{3}{8}$ " x $\frac{3}{8}$ ")



Allium W.HP1487
214 x 105 x 10mm
(4 $\frac{1}{8}$ " x 8 $\frac{3}{8}$ " x $\frac{3}{8}$ ")



Jar W.HP1489
214 x 105 x 10mm
(4 $\frac{1}{8}$ " x 8 $\frac{3}{8}$ " x $\frac{3}{8}$ ")



Stem Vase W.HP1490
214 x 105 x 10mm
(4 $\frac{1}{8}$ " x 8 $\frac{3}{8}$ " x $\frac{3}{8}$ ")




Flower Pot W.HP1488
105 x 105 x 10mm
(4 $\frac{1}{8}$ " x 4 $\frac{1}{8}$ " x $\frac{3}{8}$ ")



Greek Vase W.HP1491
105 x 105 x 10mm
(4 $\frac{1}{8}$ " x 4 $\frac{1}{8}$ " x $\frac{3}{8}$ ")

These tiles are on an Off White background.

 Suitability is the same for all products on this page:
See page 120 for key to symbols



Fish Frieze W.HP1260
4 Tile Set
Individual tile size:
105 x 105 x 10mm (4¹/₈" x 4¹/₈" x 3³/₈")

DE MORGAN

William De Morgan was the most important ceramic artist of the Arts and Crafts Movement and a life long friend of William Morris. In keeping with the aims of their movement, which frowned on mass production, they designed this fish frieze. Every tile is hand painted by one of our skilled artists.