

BALTIMORE · BOULEVARD · CONTOUR · QUARTER

Monoporosa Rectificado
Rectified Wall Tiles



BALTIMORE WHITE

V1440181 - 100161657 - G271
33.3x100 cm (x9.2 mm) 13"x39 1/2"

Butech - Recomienda junta Recommends joint
colorstuk rapid n blanco B22501001 - 100004294

PERFIL BALTIMORE WHITE

V3960343 - 100161972 - G97
1.5x100 cm (x15.0 mm) 5/8"x39 1/2"



BALTIMORE BEIGE

V1440171 - 100161494 - G271
33.3x100 cm (x9.2 mm) 13"x39 1/2"

Butech - Recomienda junta Recommends joint
colorstuk rapid n beige B22502016 - 100004308

PERFIL BALTIMORE BEIGE

V3960341 - 100161944 - G97
1.5x100 cm (x15.0 mm) 5/8"x39 1/2"



BALTIMORE NATURAL

V1440164 - 100161469 - G271
33.3x100 cm (x9.2 mm) 13"x39 1/2"

Butech - Recomienda junta Recommends joint
colorstuk rapid n manhattan B22502002 - 100004295

PERFIL BALTIMORE NATURAL

V3960339 - 100161957 - G97
1.5x100 cm (x15.0 mm) 5/8"x39 1/2"



BALTIMORE GRAY

V1440166 - 100161478 - G271
33.3x100 cm (x9.2 mm) 13"x39 1/2"

Butech - Recomienda junta Recommends joint
colorstuk rapid n cemento B22502004 - 100004297

PERFIL BALTIMORE GRAY

V3960340 - 100161971 - G97
1.5x100 cm (x15.0 mm) 5/8"x39 1/2"

EMBALAJE PACKAGING	x CAJA BOX			x PALET			ADHESIVO
	Modelo Model	Piezas	M ² (1)	Kg (1)	Box	M ² (1)	
Baltimore 33.3x100 cm	4	1.33	21.18	55	73.26	1165	Fi-one n
Perfil 1.5x100 cm	15	0.45	5.40	28	12.60	151	Fi-one n

(1) Valores aproximados Approximated values

PAVIMENTO A JUEGO MATCHING FLOOR


Baltimore 59.6x59.6 cm

pág. 186-187



BALTIMORE · BOULEVARD · CONTOUR · QUARTER

Monoporosa Rectificado
Rectified Wall Tiles



BOULEVARD WHITE

V1440179 - 100161682 - G271
33.3x100 cm (x9.2 mm) 13"x39 1/2"

Butech - Recomienda junta Recommends joint
colorstuk rapid n blanco B22501001 - 100004294

PERFIL BOULEVARD WHITE

V3250004 - 100161965 - G77
1.5x33.3 cm (x15.0 mm) 5/8"x13"



BOULEVARD BEIGE

V1440167 - 100161474 - G271
33.3x100 cm (x9.2 mm) 13"x39 1/2"

Butech - Recomienda junta Recommends joint
colorstuk rapid n beige B22502016 - 100004308

PERFIL BOULEVARD BEIGE

V3250002 - 100161945 - G77
1.5x33.3 cm (x15.0 mm) 5/8"x13"



BOULEVARD NATURAL

V1440168 - 100161510 - G271
33.3x100 cm (x9.2 mm) 13"x39 1/2"

Butech - Recomienda junta Recommends joint
colorstuk rapid n manhattan B22502002 - 100004295

PERFIL BOULEVARD NATURAL

V3250003 - 100161973 - G77
1.5x33.3 cm (x15.0 mm) 5/8"x13"



BOULEVARD GRAY

V1440172 - 100161479 - G271
33.3x100 cm (x9.2 mm) 13"x39 1/2"

Butech - Recomienda junta Recommends joint
colorstuk rapid n cemento B22502004 - 100004297

PERFIL BOULEVARD GRAY

V3250001 - 100161959 - G77
1.5x33.3 cm (x15.0 mm) 5/8"x13"


EMBALAJE PACKAGING	x CAJA BOX			x PALET			ADHESIVO
	Modelo Model	Piezas	M ² (1)	Kg (1)	Box	M ² (1)	
Baltimore 33.3x100 cm	4	1.33	21.18	55	73.26	1165	Fi-one n
Perfil 1.5x100 cm	15	0.45	5.40	28	12.60	151	Fi-one n

(1) Valores aproximados Approximated values

PAVIMENTO A JUEGO MATCHING FLOOR

Baltimore 59.6x59.6 cm

pág. 186-187



BALTIMORE · BOULEVARD · CONTOUR · QUARTER

Monoporosa Rectificado
Rectified Wall Tiles



CONTOUR WHITE

V1440180 - 100161691 - G271
33.3x100 cm (x12.0 mm) 13"x39 1/2"

Butech - Recomienda junta Recommends joint
colorstuk rapid n blanco B22501001 - 100004294



CONTOUR BEIGE

V1440165 - 100161475 - G271
33.3x100 cm (x12.0 mm) 13"x39 1/2"

Butech - Recomienda junta Recommends joint
colorstuk rapid n beige B22502016 - 100004308



CONTOUR NATURAL

V1440176 - 100161498 - G271
33.3x100 cm (x12.0 mm) 13"x39 1/2"

Butech - Recomienda junta Recommends joint
colorstuk rapid n manhattan B22502002 - 100004295



CONTOUR GRAY

V1440169 - 100161520 - G271
33.3x100 cm (x12.0 mm) 13"x39 1/2"

Butech - Recomienda junta Recommends joint
colorstuk rapid n cemento B22502004 - 100004297

CONTOUR

En la colocación, las flechas de la parte posterior deben de apuntar siempre hacia arriba
If there are arrows on the back of the tiles, these should be laid pointing upwards



EMBALAJE PACKAGING	x CAJA BOX			x PALET			ADHESIVO
	Modelo Model	Piezas	M ² (1)	Kg (1)	Box	M ² (1)	
Contour 33.3x100 cm	3	1.00	18.44	55	54.94	1039	Fr-one n

PAVIMENTO A JUEGO MATCHING FLOOR

Baltimore 59.6x59.6 cm

pág. 186-187



(1) Valores aproximados Approximated values

BALTIMORE · BOULEVARD · CONTOUR · QUARTER

Monoporosa Rectificado
Rectified Wall Tiles



QUARTER NATURAL

V1440173 - 100161521 - G271
33.3x100 cm (x12.0 mm) 13"x39 1/2"

Butech - Recomienda junta Recommends joint
colorstuk rapid n manhattan B22502002 - 100004295



QUARTER GRAY

V1440175 - 100161499 - G271
33.3x100 cm (x12.0 mm) 13"x39 1/2"

Butech - Recomienda junta Recommends joint
colorstuk rapid n cemento B22502004 - 100004297

QUARTER

En la colocación, las flechas de la parte posterior deben de apuntar siempre hacia arriba
If there are arrows on the back of the tiles, these should be laid pointing upwards



EMBALAJE PACKAGING	x CAJA BOX			x PALET			ADHESIVO
	Modelo Model	Piezas	M ² (1)	Kg (1)	Box	M ² (1)	
Quarter 33.3x100 cm	3	1.00	18.44	55	54.94	1039	Fr-one n

PAVIMENTO A JUEGO MATCHING FLOOR

Baltimore 59.6x59.6 cm

pág. 186-187



(1) Valores aproximados Approximated values



PARED WALL: Baltimore Natural 33.3x100 cm / Boulevard Natural 33.3x100 cm - SUELO FLOOR: Baltimore Natural 59.6x59.6 cm

BALTIMORE

Gres Porcelánico Rectificado / Color Masa
Rectified Porcelain Tiles / Coloured Biscuit



BALTIMORE WHITE

V5590685 - 100161709 - G354
59.6x59.6 cm (x10.5 mm) 23 1/2"x23 1/2"

Butech - Recomendación junta Recommends joint
colorstuk rapid n blanco B22501001 - 100004294



BALTIMORE BEIGE

V5590682 - 100161577 - G354
59.6x59.6 cm (x10.5 mm) 23 1/2"x23 1/2"

Butech - Recomendación junta Recommends joint
colorstuk rapid n beige B22502016 - 100004308



BALTIMORE GRAY

V5590684 - 100161588 - G354
59.6x59.6 cm (x10.5 mm) 23 1/2"x23 1/2"

Butech - Recomendación junta Recommends joint
colorstuk rapid n manhattan B22502002 - 100004295

ZÓCALO	PIEZA ESPECIAL SPECIAL PIECE BALTIMORE
	WHITE V4460033 - 100162474 - G30 BEIGE V4460035 - 100162472 - G30 NATURAL V4460030 - 100161625 - G30 GRAY V4460034 - 100162473 - G30 9x59.6 cm (x10.5 mm) 3 1/2"x23 1/2"

HUELLA TÉCNICA (2)	PIEZA ESPECIAL SPECIAL PIECE BALTIMORE
	WHITE V7710044 - 100162482 - G130 BEIGE V7710039 - 100161595 - G130 NATURAL V7710040 - 100161579 - G130 GRAY V7710043 - 100161578 - G130 31.6x59.6 cm 12 1/2"x23 1/2"

BALTIMORE

Gres Porcelánico Rectificado / Color Masa
Rectified Porcelain Tiles / Coloured Biscuit



BALTIMORE NATURAL

V5590683 - 100161487 - G354
59.6x59.6 cm (x10.5 mm) 23 1/2"x23 1/2"

Butech - Recomendación junta Recommends joint
colorstuk rapid n manhattan B22502002 - 100004295

BALTIMORE

Gres Porcelánico
Porcelain Tiles



BALTIMORE NATURAL

V5610024 - 100183462 - G333
60.2x60.2 cm (x10.5 mm) 24"x24"


Butech - Recomendación junta Recommends joint
colorstuk rapid n manhattan B22502002 - 100004295

BALTIMORE							
Utilizar materiales de colocación específicos para Gres Porcelánico Use specific Porcelain Tiles setting materials							
(2) Huella Técnica Esquina DE / IZ	Consultar Guía Técnica. No disponible en stock. Consultar condiciones See Technical Guide. Not in stock. Check conditions						
EMBALAJE PACKAGING	x CAJA BOX			x PALET			ADHESIVO
Modelo Model	Piezas	M ² (1)	Kg (1)	Box	M ² (1)	Kg (1)	Butech
Baltimore 60.2x60.2 cm	4	1.45	34.13	32	46.39	1092	One-lex n
Baltimore 59.6x59.6 cm	4	1.42	35.45	32	45.46	1134	One-lex n
Huella Técnica 31.6x59.6 cm	2	0.41	12.00	48	19.96	576	One-lex n
Zócalo 9x59.6 cm	18	0.96	25.68	56	54.07	1438	One-lex n
Zócalo 9x60.2 cm	18	0.97	23.40	56	54.60	1310	One-lex n

(1) Valores aproximados Approximated values

ZÓCALO	PIEZA ESPECIAL SPECIAL PIECE BALTIMORE
	NATURAL V7590309 - 100161942 - G19 9x60.2 cm (x10.5 mm) 3 1/2"x24"

REVESTIMIENTO A JUEGO MATCHING WALL	
Baltimore 33.3x100 cm & decorative tiles: Boulevard, Quarter & Contour 33.3x100 cm	pág. 18





PARED WALL: Baltimore Gray 33.3x100 cm / Boulevard Gray 33.3x100 cm / Quarter Gray 33.3x100 cm - SUELO FLOOR: Baltimore Gray 59.6x59.6 cm