

Pure

White body wall tiles



PURE | SET UP-S/R PURE-W/100/R



PURE | PURE DECOR ALEX WHITE BENTON-N_20



PURE | PURE WHITE_25*75 PURE SILVER_25*75 PURE SILVER DECOR SMITH_25*75 MILA COLD_60,7*60,7/SF/R





PURE | OTLET-W/R



PURE | FIBER-W/R FIBER-G/R

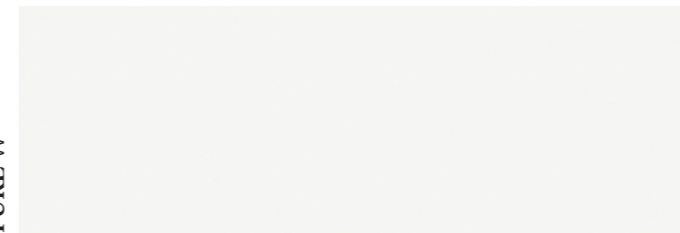


PURE | PURE-W_40*120/R PURE PRISM_40*120/R ASPEN CAMEL_19,5*121,5/R


40 * 120 cm
15 3/4 * 47 1/4"

THICKNESS 1/4"
ESPESOR 1/4"

PURE W



PURE Prism




PURE



40 * 120 * 0,7 cm | 15 3/4 * 47 1/4 * 1/4"

RECTIFIED	NATURAL PRICE CODE BN101
W	23378

PURE PRISM



40 * 120 * 0,85 cm | 15 3/4 * 47 1/4 * 1/4"

RECTIFIED	NATURAL PRICE CODE BN102
PURE PRISM	23377

CARACTERÍSTICAS TÉCNICAS | TECHNICAL CHARACTERISTICS

joint	wall tiles	matt	thickness

EMBALAJE | PACKING

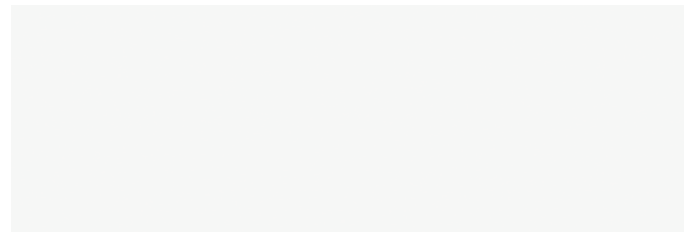
Formato Sizes	Cajas Boxes			Pallet			Cont./20'	Cont./20'	
	Piezas	m ² / sq.m	kg	Cajas	m ² / sq.m	kg	Tamaño cm aprox.	m ² / sq.m	m ² / sq.m
40 * 120 * 0,7	5	2,36	27,50	21	49,56	601,50	120 * 80 * 54	1771,47	1977,46
40 * 120 * 0,85	4	1,89	25,68	20	37,80	537,60	120 * 80 * 54	1511,72	1687,50
inch	Units	ft²	lb	Boxes	ft²	lb	Sizes inch approx.	ft²	ft²
15 3/4 * 47 1/4 * 1/4	5	25,40	60,50	21	533,46	1323,30	47 1/4 * 31 1/2 * 21 1/4	19067,94	21285,14
15 3/4 * 47 1/4 * 1/4	4	20,34	56,50	20	406,88	1182,72	47 1/4 * 31 1/2 * 21 1/4	16271,99	18164,08

Pure

White body wall tiles



PURE White



PURE




33,3 * 100 * 0,7 cm | 13 1/8 * 39 3/8 * 1/4"

RECTIFIED	NATURAL PRICE CODE BN65
W	20586



15,5 * 100 * 0,7 cm
6 1/8 * 39 3/8 * 5/16"


RECTIFIED	NATURAL PRICE CODE BN105
W	23824



8 * 33,3 * 0,7 cm
3 1/8 * 13 1/8 * 1/4"

RECTIFIED	NATURAL PRICE CODE BN106
W	23827

SET-UP S | Decor



SET UP




33,3 * 100 * 0,7 cm | 13 1/8 * 39 3/8 * 1/4"

RECTIFIED	NATURAL PRICE CODE BN66
S	21364

33,3 * 100 cm

13 1/8 * 39 3/8"


PURE Geometric



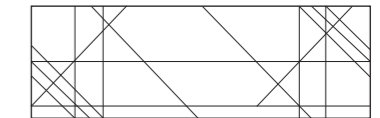
PURE Striped



D.PURE Waves




PURE GEOMETRIC



33,3 * 100 * 0,86 cm | 13 3/4 * 39 3/8 * 1/4"

RECTIFIED	NATURAL PRICE CODE BN66
PURE GEOMETRIC	23168

PURE STRIPED




4 patterns

33,3 * 100 * 0,7 cm | 13 1/8 * 39 3/8 * 1/4"

RECTIFIED	NATURAL PRICE CODE BN66
PURE STRIPED	23169

* D.PURE WAVES



33,3 * 100 * 0,7 cm | 13 1/8 * 39 3/8 * 1/4"

RECTIFIED	NATURAL PRICE CODE P85
D. PURE WAVES	22334



22303 ALUMINIO/100/MAT _ 100*0,5 cm | 39 3/8" * 3/16" _ P42

* No se aconseja su uso en zonas con presencia de vapor.
Not suitable for environments where water vapour is present.

CARACTERÍSTICAS TÉCNICAS TECHNICAL CHARACTERISTICS			
joint	wall tiles	matt	thickness


EMBALAJE PACKING									
Formato Sizes	Cajas Boxes			Pallet				Cont./20'	Cont./20'
	Piezas	m ² / sq.m	kg	Cajas	m ² / sq.m	kg	Tamaño cm aprox.	m ² / sq.m	m ² / sq.m
33,3 * 100 * 0,7	6	2	26,6	24	48	663,4	118 * 105 * 48	1556	1737
33,3 * 100 * 0,86	5	1,67	26,6	24	40	663,4	118 * 105 * 48	1299	1450
	units	ft ²	lb	Boxes	ft ²	lb	Sizes Inch approx.	ft ²	ft ²
13 1/8 * 39 3/8 * 1/4	6	21,51	58,52	24	516,66	1462,5	46 7/16 * 41 5/16 * 19 7/8	16748,64	18696,91
13 1/8 * 39 3/8 * 5/16	5	17,97	58,52	24	430,55	1462,5	46 7/16 * 41 5/16 * 19 7/8	13982,32	15607,67

Pure

White body wall tiles

32 * 90 cm

12 5/8 * 35 7/16"




PURE W



LINOC W




MAZE W



OTLET W




FIBER W



FIBER G



D. NEVERS



D. ESTELAR W

PURE



32 * 90 * 1,05 cm | 12 5/8 * 35 7/16 * 7/16"

RECTIFIED	NATURAL PRICE CODE BN29
W	16159

33 * 91 * 1,05 cm | 13 * 35 13/16 * 7/16"

NO RECTIFIED	NATURAL PRICE CODE BN21
W	16150

LINOC



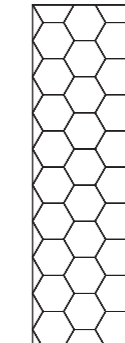
32 * 90 * 1,05 cm | 12 5/8 * 35 7/16 * 7/16"

RECTIFIED	NATURAL PRICE CODE BN36
W	18157

33 * 91 * 1,05 cm | 13 * 35 13/16 * 7/16"

NO RECTIFIED	NATURAL PRICE CODE BN25
W	18154

MAZE



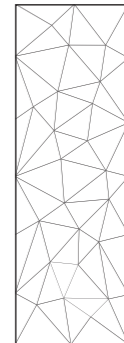
32 * 90 * 1,05 cm | 12 5/8 * 35 7/16 * 7/16"

RECTIFIED	NATURAL PRICE CODE BN36
W	16158

33 * 91 * 1,05 cm | 13 * 35 13/16 * 7/16"

NO RECTIFIED	NATURAL PRICE CODE BN25
W	16152

FIBER



32 * 90 * 1,05 cm | 12 5/8 * 35 7/16 * 7/16"

RECTIFIED	NATURAL PRICE CODE BN36
W	16161
G	16160

33 * 91 * 1,05 cm | 13 * 35 13/16 * 7/16"

NO RECTIFIED	NATURAL PRICE CODE BN25
W	16153
G	16151

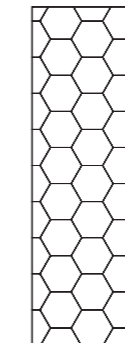
OTLET



32 * 90 * 1,05 cm | 12 5/8 * 35 7/16 * 7/16"

RECTIFIED	NATURAL PRICE CODE BN36
W	18159


D. NEVERS



32 * 90 * 1,05 cm | 12 5/8 * 35 7/16 * 7/16"

RECTIFIED	NATURAL PRICE CODE P85
D. NEVERS	16563

*D. ESTELAR



32 * 90 * 1,05 cm | 12 5/8 * 35 7/16 * 7/16"

RECTIFIED	NATURAL PRICE CODE P85
W	18460

* No se aconseja su uso en zonas con presencia de vapor.
Not suitable for environments where water vapour is present.



20347 L. IRON ANTHRACITE _ 1,5*90 cm | 9/16" * 3 9/16" _ P38



20348 L. IRON MOCCHA _ 1,5*90 cm | 9/16" * 3 9/16" _ P38



07021 ACERO/90 _ 1,5*90 cm | 9/16" * 3 9/16" _ P30



07605 ALUMINIO/90 _ 0,5*90 cm | 3/16" * 3 9/16" _ P39

CARACTERÍSTICAS TÉCNICAS | TECHNICAL CHARACTERISTICS

joint	wall tiles	matt


EMBALAJE | PACKING

Formato Sizes	Cajas Boxes			Pallet			Cont./20'	Cont./20'	
	Piezas	m ² / sq.m	kg	Cajas	m ² / sq.m	kg	Tamaño cm aprox.	m ² / sq.m	m ² / sq.m
cm									
32 * 90 * 1,05	4	1,15	20,90	56	64,51	1195,40	120 * 80 * 105	1160,29	1295,20
33 * 91 * 1,05	4	1,20	21,80	51	61,26	1136,80	120 * 80 * 106	1158,62	1293,34
inch	Units	ft ²	lb	Boxes	ft ²	lb	Sizes inch approx.	ft ²	ft ²
12 5/8 * 35 7/16 * 7/16	4	12,40	45,98	56	694,40	2629,88	47 1/4 * 31 1/2 * 41 5/16	12489,22	13941,46
13 * 35 13/16 * 7/16	4	12,93	47,96	51	659,41	2500,96	47 1/4 * 31 1/2 * 41 3/4	12471,24	13921,38


Pure

White body wall tiles


25 * 75 cm
9 13/16 * 29 1/2"



PURE White



PURE Sand



PURE Silver



PURE Black



PURE White | Decor Smith




PURE Sand | Decor Smith




PURE Silver | Decor Smith



PURE Black | Decor Smith




PURE White | Decor Alex



D.PURE MOSAIC


30 * 30 cm | 11 13/16 * 11 13/16"

NATURAL	PRICE CODE	P64
22332		



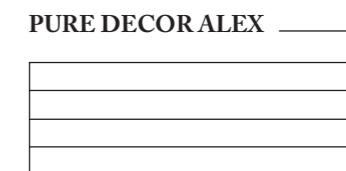
25 * 75 * 1,05 cm | 9 13/16 * 29 1/2 * 7/16"

NO RECTIFIED	NATURAL
	PRICE CODE BN16
WHITE	21786
SILVER	23171
SAND	23172
BLACK	23170




25 * 75 * 1,05 cm | 9 13/16 * 29 1/2 * 7/16"

NO RECTIFIED	NATURAL
	PRICE CODE BN20
WHITE	21788
SILVER	23174
SAND	23173
BLACK	23175



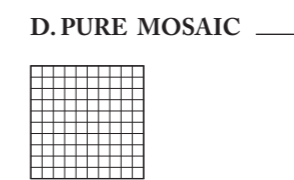
25 * 75 * 1,05 cm | 9 13/16 * 29 1/2 * 7/16"

NO RECTIFIED	NATURAL
	PRICE CODE BN20
WHITE	21787



30 * 30 cm | 11 13/16 * 11 13/16"

NO RECTIFIED	NATURAL
	PRICE CODE P44
D.WHITE MIX MOSAIC	22615



30 * 30 cm | 11 13/16 * 11 13/16"

NO RECTIFIED	NATURAL
	PRICE CODE P44
SILVER	23531
SAND	23534
BLACK	23533



20345 L. IRON SNUFF _ 1 * 75 cm | 38 * 29 1/2" _ P35



20346 L. IRON NATURAL _ 1 * 75 cm | 38 * 29 1/2" _ P35



11899 ALUMINIO/75 _ 0,5 * 75 cm | 3/16 * 29 1/2" _ P36

CARACTERÍSTICAS TÉCNICAS | TECHNICAL CHARACTERISTICS

joint	wall tiles	matt

EMBALAJE | PACKING

Formato Sizes	Cajas Boxes			Pallet				Cont./20'	Cont./20'
	Piezas	m ² / sq.m	kg	Cajas	m ² / sq.m	kg	Tamaño cm aprox.	m ² / sq.m	m ² / sq.m
25 * 75 * 1,05	7	1,31	25	42	53,13	1075	120 * 80 * 90	1102,5	1230,7
inch	units	ft ²	lb	Boxes	ft ²	lb	Sizes Inch approx.	ft ²	ft ²
9 13/16 * 29 1/2 * 7/16	7	14,13	55	42	593,36	2365	47 1/4 * 31 1/2 * 35 7/16	11867,20	13247,11