

# LOOK

LOOK is an unparalleled wall tile collection in a 33,3x100 cm format and Natural finish. It unites a metal finish with a selection of trendsetting colours for creating living spaces with chic personality.

Its colours range from neutral White or Metal to in-vogue Copper or Blue. Because its colours can easily be mixed and matched, unique-looking settings with a strong exclusive appeal can easily be created.

LOOK es la colección de revestimiento por excelencia, donde el acabado metalizado y la tendencia del color se aúnan para crear espacios con personalidad y sofisticación.


Sus tonos van desde el Blanco o Metal como tonos más neutros, hasta colores como el Copper o el Blue, para aquellos que apuestan por los tonos en tendencia. Su combinabilidad permite crear espacios únicos, y al mismo tiempo exclusivos. Disponible en formato 33,3x100 cm, y acabado Natural.



LOOK BLUE CHEVRON/33,3X100/R



# COMBINABILITY LOOK



LOOK collection

## MARBLE



CALACATTA 4D collection




SUPREME collection

## STONE



MAINSTONE collection



KRON collection

## WOOD



LAVA collection



WISTMAN OAK collection



LOOK WHITE CHEVRON/33,3X100/R & SUPREME WHITE SP/100X180/R



LOOK METAL NT/33,3X100/R



LOOK METAL CHEVRON/33,3X100/R

Metallic appeal: this collection's metallic sheen creates interplay between light and shade on the Chevron relief décor, with stunning results.

Metalizado: el efecto pseudometalizado destaca especialmente, gracias al juego de luces y sombras que se proyectan sobre el propio relieve Chevron.




LOOK METAL NT/33,3X100/R & LOOK COPPER CHEVRON/33,3X100/R



LOOK COPPER CHEVRON/33.3X100/R

Strikingly colourful: LOOK Copper stands out for its ultra-modern bold shade of colour, simply brimming with personality.



Colorista: LOOK Copper representa una tonalidad atrevida, con carácter y de lo más actual.




LOOK COPPER NT/33.3X100/R

# COLOURS & FINISHES LOOK

## COLOURS COLORES





## FINISHES ACABADOS





# AVAILABLE FORMATS

White Body

		CHEVRON	DIAMOND	
				
		33,3×100 cm 13,1×39,4"	33,3×100 cm 13,1×39,4"	33,3×100 cm 13,1×39,4"
Thickness		10,5 mm	10,5 mm	10,5 mm
Patterns		20	10	10
Shade variation		V1	V1	V1
METAL	Natural (NT)	28575 M96	28579 M97	-
WHITE	Natural (NT)	28577 M82	28580 M83	28584 M83
COPPER	Natural (NT)	28576 M96	28581 M97	-
BLUE	Natural (NT)	28578 M96	28582 M97	-

Aluminium

## L. ALUMINIUM \*

	Matt	22302 U44
0,5x120 cm 0,19x47,2"		
	Shiny	22314 U44
0,5x120 cm 0,19x47,2"		

\* Only suitable for wall installations.  
\* Adecuado únicamente como revestimiento.



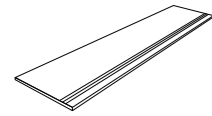
LOOK WHITE DIAMOND/33,3X100/R



# COMPLEMENTARY PIECES


## NEW Digital Stair Tread Peldaño Escalera Digital (P.D)

### DIGITAL STAIR TREAD



Sizes	Finishes	Prices
30x151	EP	U82
	NT, AS	U81
30x120	EP	U54
	NT, AS	U87
30x100	SP	U81
30x90	EP	U87
	AS	U77

Stair tread with three non-slip incisions.  
Peldaño de escalera con tres incisiones antideslizantes.

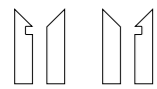


Stair tread with digital printing on the front, straight edge.  
Peldaño de escalera con impresión digital frontal, borde recto.



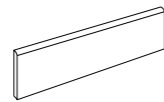
## Complementary Pieces Piezas Complementarias

### S.K.I.



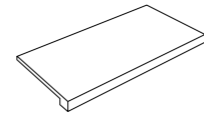
Sizes	Finishes	Prices
8x30	P, EP, SP, AS, NT, AG, A, SC	U53

### SKIRTING



Sizes	Finishes	Prices
8x100	P	U48
	NT, SP	U45
8x90	EP, NT, A, AG, AS	U44
8x75,5	EP, NT, AG, AS	U43
	P	U45
8x60	EP, NT, AG, AS, SC	U35

### TECHNICAL STAIR TREAD



Sizes	Finishes	Prices
30x151	EP	U86
	NT	U80
30x120	P	U80
	EP, NT	U75
30x100	P, NT, SP	U74
30x90	EP, NT, A, AG, AS	U76
	EP	U76
30x75,5	NT, AG, AS	U70
	P	U82
30x60	EP, NT, AG, AS, SC	U54

# TECHNICAL CHARACTERISTICS

## Technical Characteristics Características Técnicas

	JOINT	FROST PROOF	VERSATILE	RECTIFIED	DIFFERENT SHADES	SHADE VARIATION	VARIOUS GRAPHICS	CLEANING NON-ABRASIVE
Premium Polished (P)	✓	✓	✓	✓	✓	✓	✓	✓
Polished (EP)	✓	✓	✓	✓	✓	✓	✓	✓
Shaped (SP)	✓	✓	✓	✓	✓	✓	✓	✓
All in One (AS)	✓	✓	✓	✓	✓	✓	✓	✓
Natural (NT)	✓	✓	✓ *	✓	✓	✓	✓	✓
Aged (AG)	✓	✓	✓	✓	✓	✓	✓	✓
Anti-Slip (A)	✓	✓	✓	✓	✓	✓	✓	✓
Scratched (SC)	✓	✓	✓	✓	✓	✓	✓	✓

\* Only when Porcelain tiles, never for White Body wall tiles.  
\*Sólo en Porcelánico, nunca para revestimiento de Pasta Blanca.

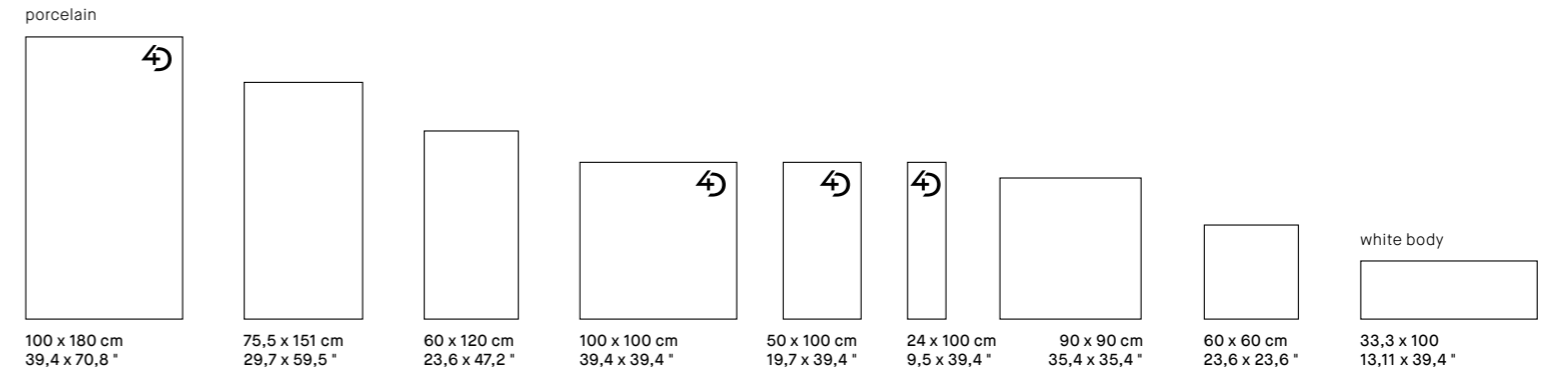

## Applications Aplicaciones

	Wall								Floor							
	P	EP	SP	AS	NT	AG	A	SC	P	EP	SP	AS	NT	AG	A	SC
INTERIOR	yes	yes	yes	yes	yes	yes	yes	yes	yes	yes	yes	yes	yes	yes	yes	yes
EXTERIOR	yes	yes	yes	yes	yes	yes	yes	yes	yes	yes	yes	yes	yes	yes	yes	yes
TRAFFIC	yes	yes	yes	yes	yes	yes	yes	yes	light	light	light medium	high	light **	light	high	high
WET AREAS	yes	yes	yes	yes	yes	yes	yes	yes	no	no	no	yes	no ***	no ***	yes	yes

\*\* Except in MAINSTONE collection that is medium-high.  
\*\*Excepto en la colección MAINSTONE que es medio-alto.

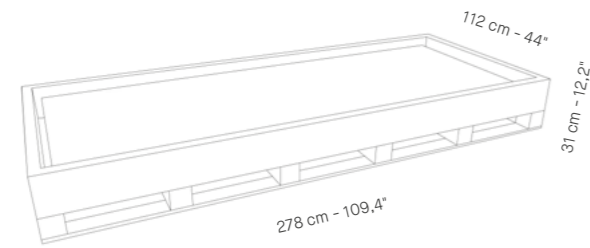
\*\*\* Suitable for wet interior areas such as entrances to buildings from outer space (except in the case of direct access to restricted areas), covered terraces, changing rooms, showers, bathrooms, toilets, kitchens, etc.  
\*\*\*Adecuado para áreas interiores húmedas, como entradas a edificios desde el espacio exterior (excepto en el caso de acceso directo a áreas restringidas), terrazas cubiertas, vestuarios, duchas, baños, aseos, cocinas, etc.

# PACKING



## WOODEN CRATE

20 Slabs Placas



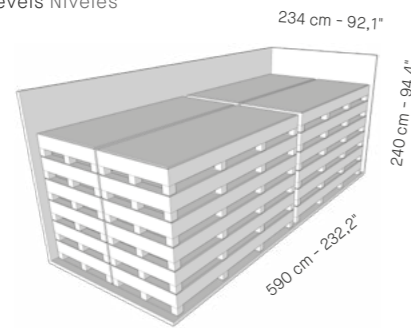
Sizes - Formatos	Slab - Placa			Wooden Crate - Cajón Madera		
	Piezas	m <sup>2</sup>	kg	Placas	m <sup>2</sup>	kg
100 x 260 x 0,6	1	2,6	36,40	20	52	826,8
<b>inch</b>	<b>Units</b>	<b>ft<sup>2</sup></b>	<b>lb</b>	<b>Slabs</b>	<b>ft<sup>2</sup></b>	<b>lb</b>
39,4 x 102,4 x 0,24	1	28	80,24	20	559,7	1822,8

Sizes - Formatos	Box - Caja			Pallet				Container 20' 24000 Kg.		
	Piezas	m <sup>2</sup>	kg	Cajas	m <sup>2</sup>	kg	Tamaño aprox. cm	N° pallets	m <sup>2</sup>	kg
100 x 180 x 0,8	2	3,6	70,25	18	64,8	1315	190 x 115 x 60	17	1101,6	22347
75,5 x 151 x 1	1	1,14	26	44	50,16	1189	160 x 92 x 76	17	852,72	20213
60 x 120 x 1	2	1,44	33,18	27	38,88	921	120 x 80 x 75	26	1010,8	23942
100 x 100 x 0,8	2	2	36,8	32	64	1220	112 x 112 x 100	19	1216	23172
50 x 100 x 0,8	3	1,5	28,2	24	36	719	120 x 80 x 66	33	1188	23159
24 x 100 x 0,8	4	0,96	17,8	40	38,4	736	120 x 80 x 63	32	1228,8	23552
90 x 90 x 1	2	1,62	37,96	22	35,64	860	105 x 95 x 75	27	962,28	23223
60 x 60 x 1	3	1,08	24,3	40	43,2	997	120 x 80 x 75	24	1036,8	23928
33,3 x 100 x 1,05	4	1,33	24	48	63,84	1177	118 x 110 x 81	20	1276,8	23540
<b>inch</b>	<b>Units</b>	<b>ft<sup>2</sup></b>	<b>lb</b>	<b>Boxes</b>	<b>ft<sup>2</sup></b>	<b>lb</b>	<b>Approx. sizes inch</b>	<b>N° pallets</b>	<b>ft<sup>2</sup></b>	<b>lb</b>
39,4 x 70,8 x 0,35	2	38,75	154,87	18	775	3208	71,2 x 44,1 x 25,2	17	12400,12	51323
29,7 x 59,4 x 0,39	1	12,27	37,68	44	539,92	2621	62,9 x 36,2 x 29,9	17	9178,6	44562
23,6 x 47,2 x 0,39	2	15,5	82,95	27	418,5	2030	47,2 x 31,4 x 29,5	26	10881	52783
39,4 x 39,4 x 0,35	2	21,53	81,12	32	688,89	2689	44,1 x 44,1 x 39,4	19	13088,92	51086
19,7 x 39,4 x 0,35	3	16,15	62,17	24	387,5	1585	47,25 x 31,5 x 26	33	12787,63	51056
9,5 x 39,4 x 0,35	4	10,33	39,24	40	413,33	1623	47,25 x 31,5 x 24,8	32	13226,7	51923
35,4 x 35,4 x 0,39	2	17,44	88,18	22	383,62	1896	41,3 x 37,4 x 29,5	27	10357,9	51198
23,6 x 23,6 x 0,39	3	11,63	61,42	40	465	2198	47,2 x 31,4 x 29,5	24	11160	52752
13,11 x 39,4 x 0,41	4	14,31	52,91	48	687,16	2595	46,4 x 43,3 x 31,8	20	13743,47	51897

## 20' CONT.

24 Crates Cajones

6 Levels Niveles

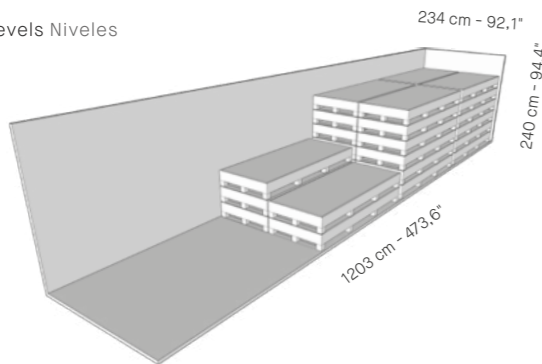


Sizes - Formatos	Slab - Placa			Cont./20' 24000 Kg.			
	Piezas	m <sup>2</sup>	kg	Cajón Madera	m <sup>2</sup>	kg	Tamaño aprox. cm
100 x 260 x 0,6	1	2,6	36,40	24	1248	19843,2	590 x 234 x 240
<b>inch</b>	<b>Units</b>	<b>ft<sup>2</sup></b>	<b>lb</b>	<b>Wooden Crate</b>	<b>ft<sup>2</sup></b>	<b>lb</b>	<b>Approx. size inch</b>
39,4 x 102,4 x 0,24	1	28	80,24	24	13433,4	43746,8	232,3 x 92,12 x 94,5

## 40' CONT.

29 Crates Cajones

6 Levels Niveles



Sizes - Formatos	Slab - Placa			Cont./40' 24000 Kg.			
	Piezas	m <sup>2</sup>	kg	Cajón Madera	m <sup>2</sup>	kg	Tamaño aprox. cm
100 x 260 x 0,6	1	2,6	36,40	29	1508	23977,2	1203 x 234 x 240
<b>inch</b>	<b>Units</b>	<b>ft<sup>2</sup></b>	<b>lb</b>	<b>Wooden Crate</b>	<b>ft<sup>2</sup></b>	<b>lb</b>	<b>Approx. size inch</b>
39,4 x 102,4 x 0,24	1	28	80,24	29	16232	52860,7	473,6 x 92,1 x 94,5