



TRIBECA



TRIBECA

PORCELÁNICO ESMALTADO

- 
ANTIELO
Anti-slip
- 
MATE
Matte
- 
NO TRABAR MÁS DE 15%
do not bond beyond 15%
- 
DESTONIFICACIÓN FUERTE
substantial variation

MEDIDAS/SIZE 15x90 cm 6"x35"
20.2x66.2 cm 8"x26"

- GF-20086 **Bajo pedido / Under order**
- 
Rodapié N 8x45"
 - 
Peldano Técnico
 - 
Peldano Técnico Escuadra

Disponible en todos los colores.
Available in all colours.

PACKING

formato	artículo	pzs./cj.	m2/cj.	cj/pal	m2/pal.	kg/cj.	kg/m2	kg/pal
15x90	TRIBECA	8	1.08	48	51.84	26.50	24.537	1.272
20.2X66.2	TRIBECA. TRIBECA ANTISLIP	9	1.20	48	57.60	27.36	22.80	1.313
8X45	ROD.N TRIBECA	26	0.94	60	1.560 pzs	15.6	0.6 /pza	936


TRIBECA

GF-20099




Tribeca Blanco
15x90 / 6"x35"

GF-20099



Tribeca Aqua
15x90 / 6"x35"

GF-20099



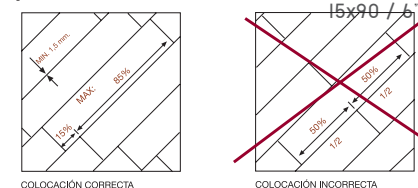
Tribeca Gris
15x90 / 6"x35"

GF-20099



REQUISITOS DE COLOCACIÓN
Se requiere la utilización de una junta de colocación mínima de 1.5 mm.
En colocaciones trabadas siempre es necesario un trabado no superior a un 15% del lado largo de la pieza.

PLACING REQUIREMENTS
It is required the use of minimum joint (approx. 1.5mm).
We recommend that the joints are laid in staggered format with the maximum of 15% of the length.



COLOCACIÓN CORRECTA
CORRECT POSITION

COLOCACIÓN INCORRECTA
INCORRECT POSITION

TRIBECA



TRIBECA

PORCELÁNICO ESMALTADO

GF-20073



Tribeca Wall Blanco
32X62.5 / 13"x25"

GF-20073



Tribeca Wall Aqua
32X62.5 / 13"x25"

GF-20073



Tribeca Wall Mix
32X62.5 / 13"x25"

GF-20073



Tribeca Wall Miel
32X62.5 / 13"x25"

GF-20073



Tribeca Wall Gris
32X62.5 / 13"x25"

GF-20083



Tribeca Blanco
Tribeca Antislip Blanco
20.2x66.2 / 8"x26"

GF-20083




Tribeca Aqua
Tribeca Antislip Aqua
20.2x66.2 / 8"x26"

GF-20083



Tribeca Miel
Tribeca Antislip Miel
20.2x66.2 / 8"x26"

GF-20083



Tribeca Gris
Tribeca Antislip Gris
20.2x66.2 / 8"x26"

