





ARCHITECT
RESIN

WARM



COPENHAGEN IVORY
NEW YORK SAND
HONG KONG TAUPE
MIAMI BROWN

TOKYO WHITE
BERLIN GREY
LONDON SMOKE
BRUXELLES BLACK



COLD

MATCHING COLORS

ARCHITECT RESIN: L'ESSENZIALITÀ DEL CEMENTO
INCONTRA LA CREATIVITÀ DEL GESTO,
CON AMPIE SPATOLATE E CAMPITURE DI COLORE.
IL RICHIAMO ALL'ARCHITETTURA CONTEMPORANEA
È LA FONTE ISPIRATIVA DELLA COLLEZIONE.

PROTAGONISTA È LA RESINA SVILUPPATA IN 8 COLORI DIVISI IN DUE GRUPPI:
WARM, 4 COLORI CALDI COMBINABILI TRA DI LORO PER CONSENTIRE
SOLUZIONI PROGETTUALI ACCOGLIENTI
COLD, 4 TONALITÀ FREDE CHE SI POSSONO ACCOSTARE PER TRASMETTERE
RICERCATEZZA E MODERNITÀ.

UNA COLLEZIONE ARRICCHITA DA FORMATI MODULARI,
CON SUPERFICI LAPPATE E NATURALI, OLTRE A UNA VASTA SCELTA
DI MOSAICI, RENDE UNICO OGNI AMBIENTE.



WARM



**COPENHAGEN
IVORY**

**NEW YORK
SAND**

**HONG KONG
TAUPE**

**MIAMI
BROWN**



COLD

**TOKYO
WHITE**

**BERLIN
GREY**

**LONDON
SMOKE**

**BRUXELLES
BLACK**

COPENAGHEN IVORY

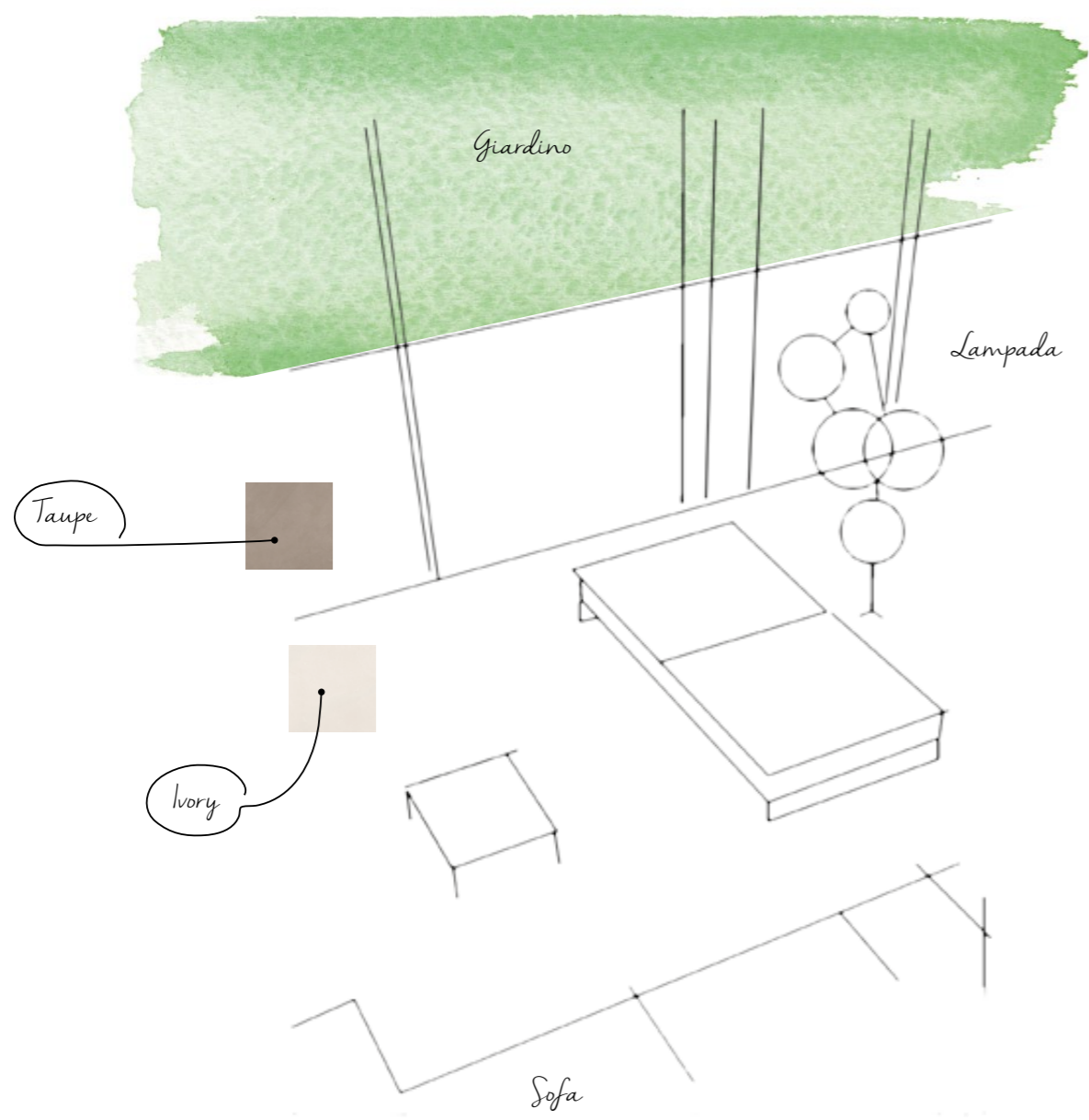





COPENHAGEN IVORY / NAT. RETT. / 60x60 - 23⁵/₈"x23⁵/₈"
HONG KONG TAUPE / NAT. RETT. / 60x60 - 23⁵/₈"x23⁵/₈"

MOSAICO 3x3
IVORY - SAND - TAUPE /LAPP. RETT. /30x30 - 11³/₁₆"x11³/₁₆"






COPENHAGEN IVORY / NAT. RETT. / 30x60 - 11³/₁₆" x 23⁵/₈"
 HONG KONG TAUPE / NAT. RETT. / 30x60 - 11³/₁₆" x 23⁵/₈"



NEW YORK SAND




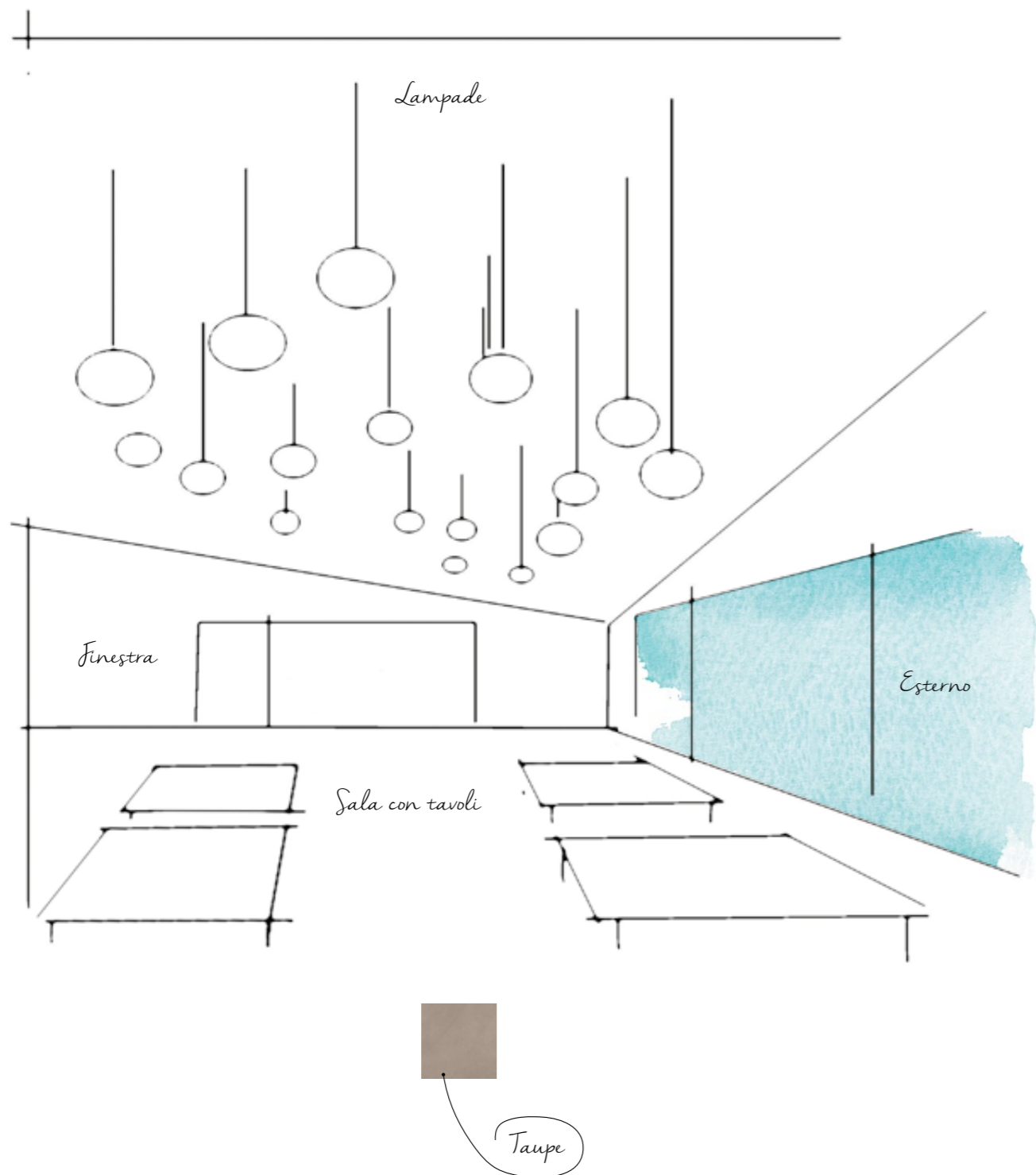





HONG KONG TAUPE






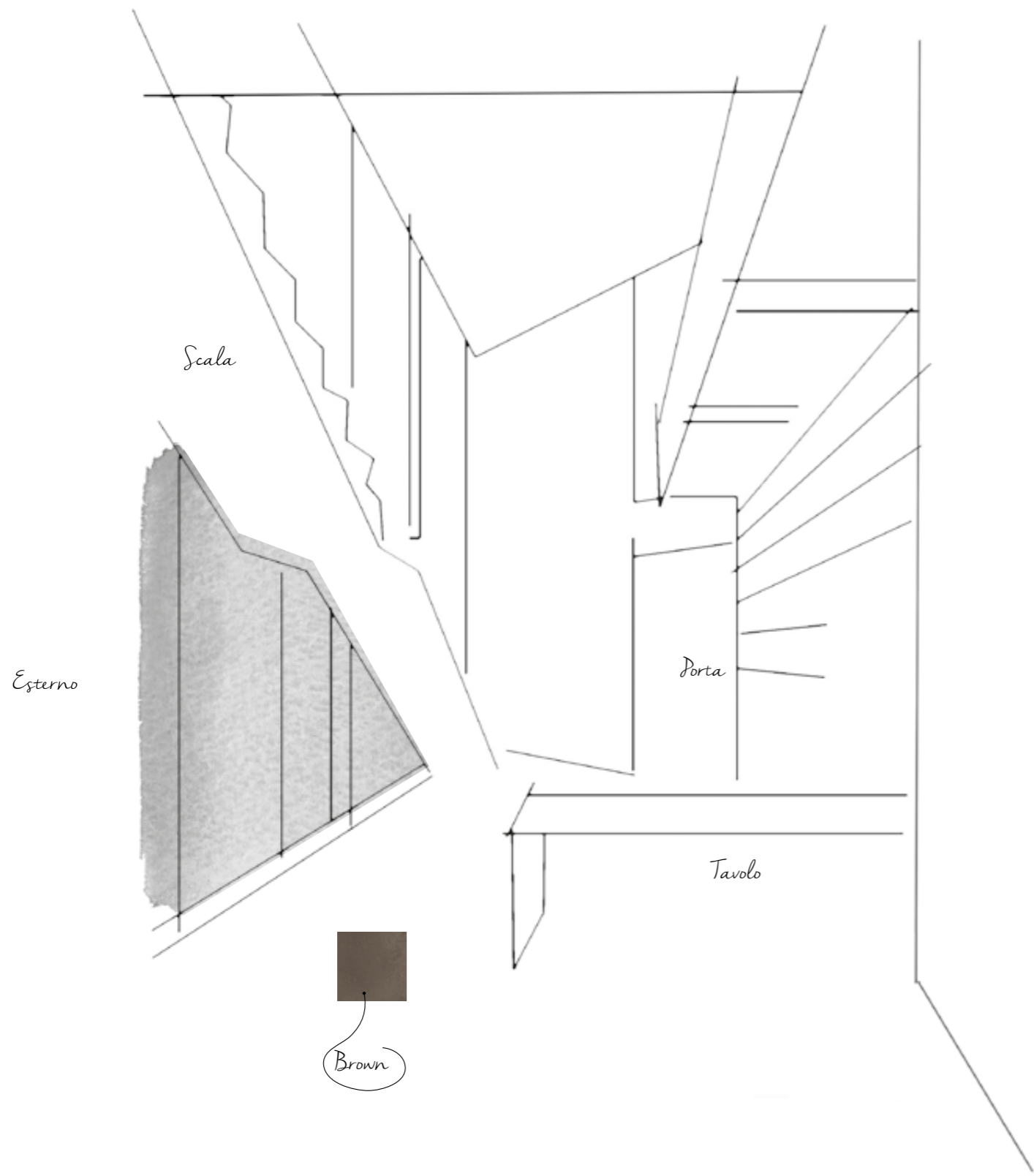


HONG KONG TAUPE / NAT. RETT. / 40x80 - 15^{3/4}"x31^{1/2}"



MIAMI BROWN







MIAMI BROWN / NAT. RETT. / 30x60 - 11¹³/₁₆"x23⁵/₈"
 DESIGN MAXI MIAMI BROWN / NAT. RETT. / 136x101 - 53⁹/₁₆"x39³/₄"

DESIGN MINI
 IVORY - SAND - TAUPE - BROWN / NAT RETT. / 22,6x17 - 8⁷/₈"x6¹¹/₁₆"



TOKYO WHITE




TOKYO WHITE / NAT. RETT. / 80x80 - 31¹/₂x31¹/₂"
BERLIN GREY / NAT. RETT. / 80x80 - 31¹/₂x31¹/₂"





An aerial photograph of a desert landscape, showing a vast, flat expanse of land with subtle variations in tone and texture. A semi-transparent grid is overlaid on the image, creating a geometric pattern of squares and rectangles. The text 'BERLIN GREY' is positioned in the upper right quadrant of the image.

BERLIN
GREY





LONDON SMOKE







LONDON SMOKE / LAPP. RETT. / 40x80 - 15³/₄"x31¹/₂"
BRUXELLES BLACK / LAPP. RETT. / 40x80 - 15³/₄"x31¹/₂"





BRUXELLES BLACK







BRUXELLES BLACK / NAT. RETT. / 80x80 - 31¹/₂"x31¹/₂"
BERLIN GREY / NAT. RETT. / 40x80 - 15³/₄"x31¹/₂"



COPENAGHEN
IVORY



80x80 - 31¹/₂"x31¹/₂"
E2ER Nat. Rett. u₄ P₃ E₃ C₂ ● 89
E2EQ Lapp. Rett. ● 96

NEW YORK
SAND




80x80 - 31¹/₂"x31¹/₂"
E24C Nat. Rett. u₄ P₃ E₃ C₂ ● 89
E24A Lapp. Rett. ● 96

HONG KONG
TAUPE



80x80 - 31¹/₂"x31¹/₂"
E2EX Nat. Rett. u₄ P₃ E₃ C₂ ● 89
E2EW Lapp. Rett. ● 96

MIAMI
BROWN



80x80 - 31¹/₂"x31¹/₂"
E2EV Nat. Rett. ● 89
E2EU Lapp. Rett. ● 96

TOKYO
WHITE



80x80 - 31¹/₂"x31¹/₂"
E249 Nat. Rett. u₄ P₃ E₃ C₂ ● 89
E248 Lapp. Rett. ● 96

BERLIN
GREY



80x80 - 31¹/₂"x31¹/₂"
E24E Nat. Rett. u₄ P₃ E₃ C₂ ● 89
E24D Lapp. Rett. ● 96

LONDON
SMOKE



80x80 - 31¹/₂"x31¹/₂"
E2ET Nat. Rett. u₄ P₃ E₃ C₂ ● 89
E2ES Lapp. Rett. ● 96


BRUXELLES
BLACK



80x80 - 31¹/₂"x31¹/₂"
E2EZ Nat. Rett. u₄ P₃ E₃ C₂ ● 89
E2EY Lapp. Rett. ● 96




40x80 - 15³/₄"x31¹/₂"
E2FL Nat. Rett. ● 74
E2FK Lapp. Rett. ● 85




40x80 - 15³/₄"x31¹/₂"
E2FN Nat. Rett. ● 74
E2FM Lapp. Rett. ● 85




40x80 - 15³/₄"x31¹/₂"
E2FU Nat. Rett. ● 74
E2FT Lapp. Rett. ● 85



40x80 - 15³/₄"x31¹/₂"
E2FS Nat. Rett. ● 74
E2FR Lapp. Rett. ● 85



40x80 - 15³/₄"x31¹/₂"
E2FJ Nat. Rett. ● 74
E2FH Lapp. Rett. ● 85




40x80 - 15³/₄"x31¹/₂"
E2FW Nat. Rett. ● 74
E2FV Lapp. Rett. ● 85



40x80 - 15³/₄"x31¹/₂"
E2FQ Nat. Rett. ● 74
E2FP Lapp. Rett. ● 85




40x80 - 15³/₄"x31¹/₂"
E2FY Nat. Rett. ● 74
E2FX Lapp. Rett. ● 85




60x60 - 23⁵/₈"x23⁵/₈"
E2E4 Nat. Rett. u₄ P₃ E₃ C₂ ● 73
E2E3 Lapp. Rett. ● 83



60x60 - 23⁵/₈"x23⁵/₈"
E245 Nat. Rett. u₄ P₃ E₃ C₂ ● 73
E244 Lapp. Rett. ● 83




60x60 - 23⁵/₈"x23⁵/₈"
E2EA Nat. Rett. u₄ P₃ E₃ C₂ ● 73
E2E9 Lapp. Rett. ● 83



60x60 - 23⁵/₈"x23⁵/₈"
E2E8 Nat. Rett. ● 73
E2E7 Lapp. Rett. ● 83



60x60 - 23⁵/₈"x23⁵/₈"
E243 Nat. Rett. u₄ P₃ E₃ C₂ ● 73
E242 Lapp. Rett. ● 83



60x60 - 23⁵/₈"x23⁵/₈"
E247 Nat. Rett. u₄ P₃ E₃ C₂ ● 73
E246 Lapp. Rett. ● 83




60x60 - 23⁵/₈"x23⁵/₈"
E2E6 Nat. Rett. u₄ P₃ E₃ C₂ ● 73
E2E5 Lapp. Rett. ● 83



60x60 - 23⁵/₈"x23⁵/₈"
E2ED Nat. Rett. u₄ P₃ E₃ C₂ ● 73
E2EC Lapp. Rett. ● 83




30x60 - 11¹³/₁₆"x23⁵/₈"
E2EF Nat. Rett. u₄ P₃ E₃ C₂ ● 66
E2EE Lapp. Rett. ● 74




30x60 - 11¹³/₁₆"x23⁵/₈"
E29X Nat. Rett. u₄ P₃ E₃ C₂ ● 66
E29W Lapp. Rett. ● 74



30x60 - 11¹³/₁₆"x23⁵/₈"
E2EM Nat. Rett. u₄ P₃ E₃ C₂ ● 66
E2EL Lapp. Rett. ● 74



30x60 - 11¹³/₁₆"x23⁵/₈"
E2EK Nat. Rett. ● 66
E2EJ Lapp. Rett. ● 74




30x60 - 11¹³/₁₆"x23⁵/₈"
E29V Nat. Rett. u₄ P₃ E₃ C₂ ● 66
E29U Lapp. Rett. ● 74



30x60 - 11¹³/₁₆"x23⁵/₈"
E29Z Nat. Rett. u₄ P₃ E₃ C₂ ● 66
E29Y Lapp. Rett. ● 74



30x60 - 11¹³/₁₆"x23⁵/₈"
E2EH Nat. Rett. u₄ P₃ E₃ C₂ ● 66
E2EG Lapp. Rett. ● 74



30x60 - 11¹³/₁₆"x23⁵/₈"
E2EP Nat. Rett. u₄ P₃ E₃ C₂ ● 66
E2EN Lapp. Rett. ● 74



30x30 - 11¹³/₁₆"x11¹³/₁₆" *
E2F3 Nat. Rett. u₄ P₃ E₃ C₂ ● 66
E2F2 Lapp. Rett. ● 74



30x30 - 11¹³/₁₆"x11¹³/₁₆" *
E2F5 Nat. Rett. u₄ P₃ E₃ C₂ ● 66
E2F4 Lapp. Rett. ● 74



30x30 - 11¹³/₁₆"x11¹³/₁₆" *
E2FC Nat. Rett. u₄ P₃ E₃ C₂ ● 66
E2FA Lapp. Rett. ● 74



30x30 - 11¹³/₁₆"x11¹³/₁₆" *
E2F9 Nat. Rett. ● 66
E2F8 Lapp. Rett. ● 74



30x30 - 11¹³/₁₆"x11¹³/₁₆" *
E2F1 Nat. Rett. u₄ P₃ E₃ C₂ ● 66
E2F0 Lapp. Rett. ● 74



30x30 - 11¹³/₁₆"x11¹³/₁₆" *
E2FE Nat. Rett. u₄ P₃ E₃ C₂ ● 66
E2FD Lapp. Rett. ● 74



30x30 - 11¹³/₁₆"x11¹³/₁₆" *
E2F7 Nat. Rett. u₄ P₃ E₃ C₂ ● 66
E2F6 Lapp. Rett. ● 74



30x30 - 11¹³/₁₆"x11¹³/₁₆" *
E2FG Nat. Rett. u₄ P₃ E₃ C₂ ● 66
E2FF Lapp. Rett. ● 74



MOSAICO 3X3*

TESSERA-CHIP 2,8x2,8- (1/8"x1/8")




30x30 - 11¹³/₁₆"x11¹³/₁₆"
E2G1 Copenhagen Ivory Lapp. ● 138



30x30 - 11¹³/₁₆"x11¹³/₁₆"
E260 New York Sand Lapp. ● 138



30x30 - 11¹³/₁₆"x11¹³/₁₆"
E2G4 Hong Kong Taupe Lapp. ● 138



30x30 - 11¹³/₁₆"x11¹³/₁₆"
E2G3 Miami Brown Lapp. ● 138

MOSAICO 10X10*

TESSERA-CHIP 9,7x9,7- (3¹³/₁₆"x3¹³/₁₆")




30x30 - 11¹³/₁₆"x11¹³/₁₆"
E2G7 Copenhagen Ivory Nat. ● 120
E2G6 Copenhagen Ivory Lapp. ● 125



30x30 - 11¹³/₁₆"x11¹³/₁₆"
E269 New York Sand Nat. ● 120
E268 New York Sand Lapp. ● 125




30x30 - 11¹³/₁₆"x11¹³/₁₆"
E2GE Hong Kong Taupe Nat. ● 120
E2GD Hong Kong Taupe Lapp. ● 125



30x30 - 11¹³/₁₆"x11¹³/₁₆"
E2GC Miami Brown Nat. ● 120
E2GA Miami Brown Lapp. ● 125

MOSAICO LISTELLI*



30x60 - 11¹³/₁₆"x23⁵/₈"
E2GJ Copenhagen Ivory Nat. ● 113
E2GH Copenhagen Ivory Lapp. ● 121



30x60 - 11¹³/₁₆"x23⁵/₈"
E26L New York Sand Nat. ● 113
E26K New York Sand Lapp. ● 121



30x60 - 11¹³/₁₆"x23⁵/₈"
E2GQ Hong Kong Taupe Nat. ● 113
E2GP Hong Kong Taupe Lapp. ● 121



30x60 - 11¹³/₁₆"x23⁵/₈"
E2GN Miami Brown Nat. ● 113
E2GM Miami Brown Lapp. ● 121

DESIGN MINI*°



22,6x17 - 8⁷/₈"x6¹¹/₁₆"
E2GT Copenhagen Ivory Nat. ● 39
Pcs. Box. 4



22,6x17 - 8⁷/₈"x6¹¹/₁₆"
E27L New York Sand Nat. ● 39
Pcs. Box. 4




22,6x17 - 8⁷/₈"x6¹¹/₁₆"
E2GW Hong Kong Taupe Nat. ● 39
Pcs. Box. 4



22,6x17 - 8⁷/₈"x6¹¹/₁₆"
E2GV Miami Brown Nat. ● 39
Pcs. Box. 4

DESIGN MAXI°



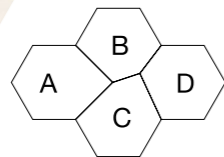
136x101 - 53⁹/₁₆"x39³/₄"
E8QY Copenhagen Ivory Nat. ● 147
E8DP New York Sand Nat. ● 147
E8R1 Hong Kong Taupe Nat. ● 147
E8R0 Miami Brown Nat. ● 147

E2GY Copenhagen Ivory Lapp. ● 150
E8DN New York Sand Lapp. ● 150
E2H1 Hong Kong Taupe Lapp. ● 150
E2H0 Miami Brown Lapp. ● 150

* Su rete in fibra - On fibre mesh backing
Sur filet en fibre de verre - Auf Glasfasernetz
Sobre malla de fibra - На волоконной сетке

° Solo su richiesta ordine minimo 1 collo
On request minimum order 1 box
Sur demande uniquement commande minimale 1 boîte
Nur auf Anfrage Mindestbestellmenge 1 Packstück
Solo bajo pedido; pedido mínimo 1 caja
Только по заказу, минимальный заказ - 1 место

Design Maxi è composto da 4 pezzi con sagome diverse da considerare come un unico modulo.
I pezzi sono divisi in due scatole: in una scatola i pezzi A e B, diversi tra loro, nell'altra i pezzi B e C ancora diversi tra loro e diversi dai primi.
Il codice prodotto si riferisce a un modulo composto da quattro pezzi, divisi nei due colli come sopra indicato.



MOSAICO 3X3*


TESSERA-CHIP 2,8x2,8- (1/8"x1/8")




30x30 - 11¹³/₁₆"x11¹³/₁₆"
E25Z Tokyo White Lapp. ● 138



30x30 - 11¹³/₁₆"x11¹³/₁₆"
E261 Berlin Grey Lapp. ● 138




30x30 - 11¹³/₁₆"x11¹³/₁₆"
E2G2 London Smoke Lapp. ● 138



30x30 - 11¹³/₁₆"x11¹³/₁₆"
E2G5 Bruxelles Black Lapp. ● 138

MOSAICO 10X10*


TESSERA-CHIP 9,7x9,7- (3¹³/₁₆"x3¹³/₁₆")




30x30 - 11¹³/₁₆"x11¹³/₁₆"
E267 Tokyo White Nat. ● 120
E266 Tokyo White Lapp. ● 125



30x30 - 11¹³/₁₆"x11¹³/₁₆"
E26C Berlin Grey Nat. ● 120
E26A Berlin Grey Lapp. ● 125



30x30 - 11¹³/₁₆"x11¹³/₁₆"
E2G9 London Smoke Nat. ● 120
E2G8 London Smoke Lapp. ● 125



30x30 - 11¹³/₁₆"x11¹³/₁₆"
E2GG Bruxelles Black Nat. ● 120
E2GF Bruxelles Black Lapp. ● 125

MOSAICO LISTELLI*




30x60 - 11¹³/₁₆"x23⁵/₈"
E26J Tokyo White Nat. ● 113
E26H Tokyo White Lapp. ● 121



30x60 - 11¹³/₁₆"x23⁵/₈"
E26N Berlin Grey Nat. ● 113
E26M Berlin Grey Lapp. ● 121



30x60 - 11¹³/₁₆"x23⁵/₈"
E2GL London Smoke Nat. ● 113
E2GK London Smoke Lapp. ● 121



30x60 - 11¹³/₁₆"x23⁵/₈"
E2GS Bruxelles Black Nat. ● 113
E2GR Bruxelles Black Lapp. ● 121

DESIGN MINI*°



22,6x17 - 8⁷/₈"x6¹¹/₁₆"
E27K Tokyo White Nat. ● 39
Pcs. Box. 4



22,6x17 - 8⁷/₈"x6¹¹/₁₆"
E27M Berlin Grey Nat. ● 39
Pcs. Box. 4



22,6x17 - 8⁷/₈"x6¹¹/₁₆"
E2GU London Smoke Nat. ● 39
Pcs. Box. 4



22,6x17 - 8⁷/₈"x6¹¹/₁₆"
E2GX Bruxelles Black Nat. ● 39
Pcs. Box. 4

DESIGN MAXI°



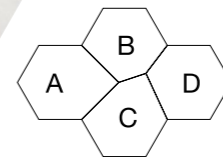
136x101 - 53⁹/₁₆"x39³/₄"
E8DM Tokyo White Nat. ● 147
E283 Berlin Grey Nat. ● 147
E2GZ London Smoke Nat. ● 147
E8R2 Bruxelles Black Nat. ● 147










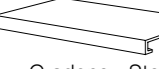
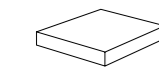
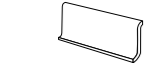


E8DL Tokyo White Lapp. ● 150
E282 Berlin Grey Lapp. ● 150
E8QZ London Smoke Lapp. ● 150
E2H2 Bruxelles Black Lapp. ● 150

* Su rete in fibra - On fibre mesh backing
Sur filet en fibre de verre - Auf Glasfasernetz
Sobre malla de fibra - На волоконной сетке

° Solo su richiesta ordine minimo 1 collo
On request minimum order 1 box
Sur demande uniquement commande minimale 1 boîte
Nur auf Anfrage Mindestbestellmenge 1 Packstück
Solo bajo pedido; pedido mínimo 1 caja
Только по заказу, минимальный заказ - 1 место

Design Maxi è composto da 4 pezzi con sagome diverse da considerare come un unico modulo.
I pezzi sono divisi in due scatole: in una scatola i pezzi A e B, diversi tra loro, nell'altra i pezzi B e C ancora diversi tra loro e diversi dai primi.
Il codice prodotto si riferisce a un modulo composto da quattro pezzi, divisi nei due colli come sopra indicato.










	Dimensione Size	 Copenhagen Ivory	 New York Sand	 Hong Kong Taupe	 Miami Brown	 Tokyo White	 Berlin Grey	 London Smoke	 Bruxelles Black	Fascia prezzo Price band
	Nat. Rett. 7x60 - 2 ^{3/4} x23 ^{5/8} " Pcs. Box 14 ML x Box 8,40	E2H9	E29M	E2HD	E2HC	E29L	E29N	E2HA	E2HE	● 16
	Nat. Rett. 7x80 - 2 ^{3/4} x31 ^{1/2} " Pcs. Box 8 ML x Box 6,40	E2H3	E2A8	E2H6	E2H5	E2A7	E2A9	E2H4	E2H7	● 22
	Nat. Rett. 33x60x3,2x3,2 12 ^{15/16} x23 ^{5/8} x1 ^{1/4} x1 ^{1/4} " Pcs. Box 4 ML x Box 2,40	E8R4	E8H9	E8R9	E8R7	E8H7	E8HA	E2H8	E8RC	● 89
	Lapp. Rett. 33x60x3,2x3,2 12 ^{15/16} x23 ^{5/8} x1 ^{1/4} x1 ^{1/4} " Pcs. Box 4 ML x Box 2,40	E8R3	E8H8	E8R8	E8R6	E29R	E29S	E8R5	E8RA	● 92
	Nat. Rett. 33x33x3,2x3,2 12 ^{15/16} x12 ^{15/16} x1 ^{1/4} x1 ^{1/4} " Pcs. Box 2 ML x Box 0,66	E8RE	E8HU	E8RL	E8RJ	E8HS	E8HW	E8RG	E8RN	● 96
	Lapp. Rett. 33x33x3,2x3,2 12 ^{15/16} x12 ^{15/16} x1 ^{1/4} x1 ^{1/4} " Pcs. Box 2 ML x Box 0,66	E8RD	E8HT	E8RK	E8RH	E8HR	E8HV	E8RF	E8RM	● 100
	16x30 - 6 ^{5/16} x11 ^{13/16} " Pcs. Box 30	E8S7	E8S8	E8SA	E8S9	E8S6	E2HT	E2HS	E2HU	● 18
	2,5x16 - 15 ^{1/16} x6 ^{5/16} " Pcs. Box 10	E8S1	E8S2	E8S4	E8S3	E8S0	E2HQ	E2HP	E2HR	● 16
	2,5x16 - 15 ^{1/16} x6 ^{5/16} " Pcs. Box 10	E8RW	E8RX	E8RZ	E8RY	E8RV	E2HM	E2HL	E2HN	● 16

* Ordine minimo 500 pezzi - Minimum order: 500 pieces - Commande minimale 500 pièces
Mindestbestellmenge 500 Stücke - Pedido mínimo 500 piezas - Минимальный заказ - 500 штук

ARCHITECT RESIN

Dry - Pressed Ceramic Tiles ISO 13006 Annex G - UNI EN 14411 Annex G - Bla UGL



CARATTERISTICHE TECNICHE Technical Features - Caracteristiques Techniques - Technische Eigenschaften Technische Eigenschaften - Características Técnicas - Технические Характеристики	NORMA Standard - Norme Norm - Norma - Норма	VALORI Value - Valeur Vorgabe - Valor - Средние
 ASSORBIMENTO D'ACQUA (VALORE MEDIO IN %) Water absorption (Average value expressed in %) - Absorption d'eau (Valeur moyenne en %) Wasseraufnahme (Durchschnittswert in %) - Absorción de agua (Valor medio en %) Поглощение воды	UNI EN ISO 10545/3 ≤ 0,5 %	CONFORME
 RESISTENZA ALLA FLESSIONE Modulus of rupture - Resistance a la flexion - Biegefestigkeit Resistencia a la flexion - Прочность на изгиб	UNI EN ISO 10545/4	≥ 50 N/mm ²
 FORZA DI ROTTURA Breaking strength - Résistance à la rupture - Bruchlast Resistencia a la rotura - Разрывное усилие	UNI EN ISO 10545/4 ASTM C648	≥ 2000 N 400 Lbs
 RESISTENZA AL GELO Frost resistance - Résistance au gel - Frostbeständigkeit Resistencia a las heladas - Морозостойкость	UNI EN ISO 10545/12 ASTM C1026	CONFORME UNAFFECTED
 RESISTENZA CHIMICA AD ALTE E BASSE CONCENTRAZIONI DI ACIDI E BASI Chemical resistance to high and low acid and basic concentrations Résistance chimique aux hautes et basses concentrations d'acides et de bases Chemikalienfestigkeit bei hohen und niedrigen Konzentrationen von Säuren und Basen Resistencia química con concentraciones altas y bajas de ácidos y bases Химическая стойкость к высоким и низким концентрациям кислот и щелочей	UNI EN ISO 10545/13 ASTM C-650	A - LA - HA UNAFFECTED
 RESISTENZA ALLE MACCHIE Stain resistance - Résistance aux taches - Fleckenbeständigkeit Resistencia a las manchas - Стойкость к образованию пятен	UNI EN ISO 10545/14 CTI 81-7D	5 NO EVIDENT VARIATION
 COEFFICIENTE DI ATTRITO Slip resistance - Coefficient de glissement - Rutschfestigkeit Barfußbereich Coeficiente de atrito medio - Коэффициент трения		NATURALE DIN 51130 R10 - DIN 51097 B (A+B) - ANSI A 137.1- 2012 DCOF (SECTION 9.6) Wet ≥ 0,50 - B.C.R.A. ≥ 0,40 - AS 4586: 2013 Slip resistance classification of new pedestrian surface materials P2 - BS 7976-2: 2002 Pendulum testers ≤ 36 Moderate Slip Potential - ENV 12633-2006 Method of determination of unpolished and polished slip/skid resistance value 2 -

Per maggiori chiarimenti sui dati tecnici e sulla garanzia consultare il catalogo generale in vigore. - For further information on technical specifications, please consult our up-dated general catalogue. - Pour toutes informations supplémentaires sur les données techniques et sur les garanties, veuillez consulter le catalogue general en vigueur. - Für weitere Informationen über technische Daten und Garantie beziehen sie sich bitte auf den aktuellen Gesamtkatalog. - Para ultiores informaciones sobre los datos tecnicos y la garantia, vease el catalogo general en vigor. - Более подробную информацию о технических данных и гарантии смотрите в действующем сводном катал.



Formato Size Format Format Tamaño Формат cm	Spessore Thickness Epaisseur Stärke Espesor Толщина mm	Pz. x Mq. Pieces x Sqm Pcs / M ² Stk. x Qm Pzs x Mc. Шт x Кв.М.	Pz. x Scat. Pieces x Box Pcs / Bte Stk. x Krt. Pzs x Caja Шт x Кор.	Mq. x Scat. Sqm x Box M ² / Bte Qm x Krt. Кв.М. x Кор.	Peso x Scat. Weight x Box Poids / Bte Gewicht x Krt. Peso x Caja Вес x Кор. Kg	Scat. x Pal. Boxes x Pal. Bte / Pal. Krt. x Pal. Cajas x Подд. Кор. x Подд.	Mq. x Pal. Sqm x Pal. M ² / Pal. Qm x Pal. Кв.М x Подд.	Peso x Pal. Weight x Pal. Poids / Pal. Gewicht x Pal. Peso x Подд. Кг
80x80 Naturale - Lappato	10	1,56	2	1,280	29,80	42	53,76	1252
40x80 Naturale - Lappato	10	3,13	3	0,960	22,31	28	26,88	625
60x60 Naturale - Lappato	10	2,78	3	1,080	24,28	40	43,20	971
30x60 Naturale - Lappato	10	5,56	6	1,080	24,05	40	43,20	962
30x30 Naturale - Lappato	10	11,11	12	1,080	23,85	40	43,20	954
30x30 Mosaici	10	11,11	5	0,450	10,50	60	27,00	630
30x60 Listelli Sfalsati	10	5,56	4	0,720	16,68	30	21,60	500
136x101 Design Maxi	10	0,73	1	1,575	34,70	10	15,75	347



WARM



COPENHAGEN IVORY
NEW YORK SAND
HONG KONG TAUPE
MIAMI BROWN

TOKYO WHITE
BERLIN GREY
LONDON SMOKE
BRUXELLES BLACK



COLD

Architect Resin: the plain simplicity of concrete encounters artistic creativity, with broad strokes and expanses of colour.
The collection draws its inspiration from contemporary architecture.

The key material is resin, interpreted in 8 colours divided into two groups:
Warm, 4 shades which can be combined together to create welcoming design schemes;
Cold, 4 cooler tones for use, together if wished, to convey sophistication and modernity.

A collection made even richer by modular sizes, with honed and natural surfaces, as well as a vast selection of mosaics, to make every location unique.

Architect Resin : la sobriedad del cemento descubre la creatividad del gesto con grandes aplicaciones a la spatula y con vastas extensiones de color.
L'architecture contemporaine est la muse de la collection.

En vedette, la résine déclinée en huit couleurs réparties en deux groupes :
Warm, 4 couleurs chaudes assorties pour des solutions esthétiques très accueillantes ;
Cold, 4 couleurs froides coordonnées pour un effet de sophistication et modernité.

La collection propose des formats modulaires, des finitions rodées et mates, ainsi qu'un large choix de mosaïques pour créer des compositions uniques.

Architect Resin: Minimalistischer Beton trifft auf kreative Farbgestaltung. Schwungvolle Spachtel- und Pinseltexturen überraschen mit besonderen Optiken.
Eine von der modernen Architektur inspirierte Kollektion.

Im Mittelpunkt der Kollektion steht das Kunstharz. Ihre acht Farben teilen sich in zwei Gruppen.
Warm: vier warme, miteinander kombinierbare Farben für wohnliche Raumkonzepte.
Cold: vier kalte Farben, deren Zusammenstellung eine erlesene, moderne Ausstrahlung besitzt.

Die Kollektion bietet modulare Formate mit geläpften und natürlichen Oberflächen sowie eine große Auswahl an Mosaiken für individuelle Gestaltungslösungen.

Architect Resin: la sobriedad del cemento se alía con la creatividad del gesto, con amplios trazos de espátula y superficies de color.
La remisión a la arquitectura contemporánea es la fuente de inspiración de la colección.

La verdadera protagonista es la resina, presentada en ocho colores divididos en dos grupos:
Warm, cuatro colores cálidos combinables entre sí para poder proyectar soluciones de lo más acogedoras.
Cold, cuatro tonalidades frías con las que jugar para transmitir un aire sofisticado y moderno.

Una colección enriquecida con formatos modulares, con superficies esmeriladas y naturales, y con un amplio abanico de mosaicos, confiere un carácter único a cada uno de los ámbitos.

Architect Resin: строгость цемента пересекается с творчеством, с большими мазками шпателя и цветовым фоном.
Зов современной архитектуры - это источник вдохновения коллекции.

Главным действующим лицом является смола 8 цветов, подразделенных на две группы:
Warm - 4 теплых, сочетающихся друг с другом цвета для получения уютных решений оформления;
Cold - 4 холодных тона, совместное применение которых создает изысканную и современную атмосферу.

Эта коллекция, дополненная модульными форматами с притертой и натуральной поверхностью, а также большим ассортиментом мозаики, делает любой интерьер уникальным.

ARCHITECT RESIN



Ergon is a brand of Emilceramica S.r.l. a socio unico	Sede Commerciale/Amministrativa
emilgroup.it/ergon emilgroup.it	Via Ghiarola Nuova, 29 - 41042 Fiorano Modenese (Mo) Italy T +39 0536 835111 - info@emilceramicagroup.it