


Approach

Dom
CERAMICHE

Dom
C E R A M I C H E

Approach

Ridare vita a un materiale antico
vuol dire renderlo attuale...




White

Taupe

5 colori / colors / couleurs / farben
8 formati / sizes / formats / formate
2 superfici surface / surfaces / oberflächen

DIGITAL
TECHNOLOGY

PORCELLANATO
IMPASTO COLORATO



Red

Brown

Grey

Give new life to an old material means to make it current ...

Donner une nouvelle vie à un vieux matériel ça veut dire le rendre actuel ...

Einem antiken Material ein neues Leben zu ermitteln, heisst es nochmals aktuell zu machen



Approach



Grey 50,2x50,2/20" x20" - Out 50,2x50,2/20" x20"

Grey 50,2x50,2/20" x20"



Grey 60x60/24"x24"

Grey Esagona 34,6x40/14" x16"
wall tile: White Smooth 10x60/4" x24"





Approach



Taupe 45,5x91/18,2"x36,4"



Taupe 45,5x91/18,2"x36,4"

Taupe 50,2x50,2/20"x20" - Taupe 16,4x50/6 1/2"x20"






Approach



White 45,5x91/18,2"x36,4"

Red Esagona 34,6x40/14"x16" - Red Esagona Dec Gold 34,6x40/14"x16"



Red Esagona 34,6x40/14"x16"






Approach



Red 22x90/8,7"x35,4"



Brown 45,5x91/18,2"x36,4"



Approach

White



DAH10 **APPROACH WHITE MIX** **534/PZ**
33,3x33,3 13"x13"



DAH110 **APPROACH WHITE MIX** **537/PZ**
INTRECCIO TOZ. GREY
33,3x33,3 13"x13"



DAH10EA **APPROACH WHITE ESAGONA** **603/MQ**
34,6x40 14"x16"



DAH2210R **APPROACH WHITE** Rett. 22x90 8,7"x35,4"

596/MQ



DAH610 **APPROACH WHITE**

60x60 24"x24"
DAH610R **APPROACH WHITE** Rett.

59,5x59,5 23,4"x23,4"

583/MQ

592/MQ



DAH100 **586/MQ**
APPROACH WHITE
16,4x16,4 6^{1/2}"x6^{1/2}"



DAH310 **APPROACH WHITE** **572/MQ**
33,3x33,3 13"x13"



DAH910 **APPROACH WHITE** 45,5x91 18,2"x36,4"

DAH910R **APPROACH WHITE** Rett. 44,5x90 17,5"x35,4"

587/MQ

596/MQ



DAH1610 **APPROACH WHITE** 16,4x50 6^{1/2}"x20" **595/MQ**



DAH910RL **APPROACH WHITE** Rett./Lapp. 44,5x90 17,5"x35,4"

604/MQ



DAH610RL **APPROACH WHITE** Rett./Lapp.
59,5x59,5 23,4"x23,4"

599/MQ



DAH510 **APPROACH WHITE**
50,2x50,2 20"x20"

581/MQ

Grey



DAHM40 **APPROACH GREY MIX** **534/PZ**
33,3x33,3 13"x13"



DAHMI40 **APPROACH GREY MIX** **537/PZ**
INTRECCIO TOZ. WHITE
33,3x33,3 13"x13"



DAH40EA **APPROACH GREY ESAGONA** **603/MQ**
34,6x40 14"x16"



DAH2240R **APPROACH GREY Rett.** 22x90 8,7"x35,4" **596/MQ**



DAH640 **APPROACH GREY** **583/MQ**
60x60 24"x24"

DAH640R **APPROACH GREY Rett.** **592/MQ**
59,5x59,5 23,4"x23,4"



DAH400 **586/MQ**
APPROACH GREY
16,4x16,4 6^{1/2}"x6^{1/2}"



DAH940 **APPROACH GREY** 45,5x91 18,2"x36,4" **587/MQ**
DAH940R **APPROACH GREY Rett.** 44,5x90 17,5"x35,4" **596/MQ**



DAH340 **APPROACH GREY** **572/MQ**
33,3x33,3 13"x13"



DAH1640 **APPROACH GREY** 16,4x50 6^{1/2}"x20" **595/MQ**



DAH940RL **APPROACH GREY Rett./Lapp.** 44,5x90 17,5"x35,4" **604/MQ**



DAH640RL **APPROACH GREY Rett./Lapp.** **599/MQ**
59,5x59,5 23,4"x23,4"



DAH540 **APPROACH GREY** **581/MQ**
50,2x50,2 20"x20"

Approach

Taupe



DAH04 APPROACH TAUPE MIX **534/PZ**
33,3x33,3 13"x13"



DAH04 APPROACH TAUPE MIX **537/PZ**
INTRECCIO TOZ. BROWN
33,3x33,3 13"x13"



DAH04EA APPROACH TAUPE ESAGONA **603/MQ**
34,6x40 14"x16"



DAH2204R APPROACH TAUPE Rett. 22x90 8,7"x35,4" **596/MQ**



DAH604 APPROACH TAUPE **583/MQ**
60x60 24"x24"
DAH604R APPROACH TAUPE Rett. **592/MQ**
59,5x59,5 23,4"x23,4"



DAH004 **586/MQ**
APPROACH TAUPE
16,4x16,4 6^{1/2}"x6^{1/2}"



DAH904 APPROACH TAUPE 45,5x91 18,2"x36,4" **587/MQ**
DAH904R APPROACH TAUPE Rett. 44,5x90 17,5"x35,4" **596/MQ**



DAH304 APPROACH TAUPE **572/MQ**
33,3x33,3 13"x13"



DAH904RL APPROACH TAUPE Rett./Lapp. 44,5x90 17,5"x35,4" **604/MQ**



DAH604RL APPROACH TAUPE Rett./Lapp. **599/MQ**
59,5x59,5 23,4"x23,4"



DAH1604 APPROACH TAUPE 16,4x50 6^{1/2}"x20" **595/MQ**



DAH504 APPROACH TAUPE **581/MQ**
50,2x50,2 20"x20"

Brown



DAH60 APPROACH BROWN MIX | 534/PZ
33,3x33,3 13"x13"



DAHMI60 APPROACH BROWN MIX | 537/PZ
INTRECCIO TOZ. RED
33,3x33,3 13"x13"



DAH60EA APPROACH BROWN ESAGONA | 603/MQ
34,6x40 14"x16"



DAH2260R APPROACH BROWN Rett. 22x90 8,7"x35,4" | 596/MQ



DAH660 APPROACH BROWN | 583/MQ
60x60 24"x24"
DAH660R APPROACH BROWN Rett. | 592/MQ
59,5x59,5 23,4"x23,4"




DAH600 | 586/MQ
APPROACH BROWN
16,4x16,4 6^{1/2}"x6^{1/2}"



DAH960 APPROACH BROWN 45,5x91 18,2"x36,4" | 587/MQ
DAH960R APPROACH BROWN Rett. 44,5x90 17,5"x35,4" | 596/MQ



DAH360 APPROACH BROWN | 572/MQ
33,3x33,3 13"x13"



DAH1660 APPROACH BROWN 16,4x50 6^{1/2}"x20" | 595/MQ



DAH960RL APPROACH BROWN Rett./Lapp. 44,5x90 17,5"x35,4" | 604/MQ



DAH660RL APPROACH BROWN Rett./Lapp. | 599/MQ
59,5x59,5 23,4"x23,4"



DAH560 APPROACH BROWN | 581/MQ
50,2x50,2 20"x20"

Approach

Red



DAH50 **APPROACH RED MIX** **534/PZ**
33,3x33,3 13"x13"



DAH50 **APPROACH RED MIX** **537/PZ**
INTRECCIO TOZ. BROWN
33,3x33,3 13"x13"



DAH50EA **APPROACH RED ESAGONA** **603/MQ**
34,6x40 14"x16"



DAH2250R **APPROACH RED** Rett. 22x90 8,7"x35,4" **596/MQ**



DAH650 **APPROACH RED** **583/MQ**
60x60 24"x24"
DAH650R **APPROACH RED** Rett. **592/MQ**
59,5x59,5 23,4"x23,4"



DAH500 **586/MQ**
APPROACH RED
16,4x16,4 6^{1/2}"x6^{1/2}"



DAH950 **APPROACH RED** 45,5x91 18,2"x36,4" **587/MQ**
DAH950R **APPROACH RED** Rett. 44,5x90 17,5"x35,4" **596/MQ**



DAH350 **APPROACH RED** **572/MQ**
33,3x33,3 13"x13"



DAH1650 **APPROACH RED** 16,4x50 6^{1/2}"x20" **595/MQ**



DAH950RL **APPROACH RED** Rett./Lapp. 44,5x90 17,5"x35,4" **604/MQ**



DAH650RL **APPROACH RED** Rett./Lapp. **599/MQ**
59,5x59,5 23,4"x23,4"



DAH550 **APPROACH RED** **581/MQ**
50,2x50,2 20"x20"

Decori



DAH50EAD APPROACH RED ESAGONA DEC GOLD 34,6x40 14"x16"

625/MQ



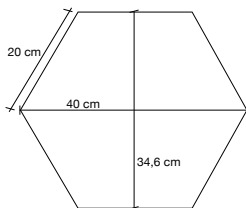
DAH10EAD APPROACH WHITE ESAGONA DEC GREY 34,6x40 14"x16"

625/MQ



DAH04EAD APPROACH TAUPE ESAGONA DEC BROWN 34,6x40 14"x16"


625/MQ



Specifiche misure esagona.
Hexagonal Nominal sizes.


Mesures spécifiques du carreau hexagonale.
Genauere Masse von sechseck.

Especificación medida hexágono
Специфические размеры шестиугольной плитки



DAH510	BATTISCOPIA WHITE	8x33,3 3 1/8"x13"
DAH504	BATTISCOPIA TAUPE	8x33,3 3 1/8"x13"
DAH550	BATTISCOPIA RED	8x33,3 3 1/8"x13"
DAH560	BATTISCOPIA BROWN	8x33,3 3 1/8"x13"
DAH540	BATTISCOPIA GREY	8x33,3 3 1/8"x13"

506/PZ




DAH510	BATTISCOPIA WHITE	8x50,2 3 1/8"x20"
DAH504	BATTISCOPIA TAUPE	8x50,2 3 1/8"x20"
DAH550	BATTISCOPIA RED	8x50,2 3 1/8"x20"
DAH560	BATTISCOPIA BROWN	8x50,2 3 1/8"x20"
DAH540	BATTISCOPIA GREY	8x50,2 3 1/8"x20"

510/PZ



DAH610	BATTISCOPIA WHITE	9x60 3 3/5"x24"
DAH604	BATTISCOPIA TAUPE	9x60 3 3/5"x24"
DAH650	BATTISCOPIA RED	9x60 3 3/5"x24"
DAH660	BATTISCOPIA BROWN	9x60 3 3/5"x24"
DAH640	BATTISCOPIA GREY	9x60 3 3/5"x24"

513/PZ



DAH610R	BATTISCOPIA WHITE Rett.	9x59,5 3 3/5"x23,4"
DAH604R	BATTISCOPIA TAUPE Rett.	9x59,5 3 3/5"x23,4"
DAH650R	BATTISCOPIA RED Rett.	9x59,5 3 3/5"x23,4"
DAH660R	BATTISCOPIA BROWN Rett.	9x59,5 3 3/5"x23,4"
DAH640R	BATTISCOPIA GREY Rett.	9x59,5 3 3/5"x23,4"

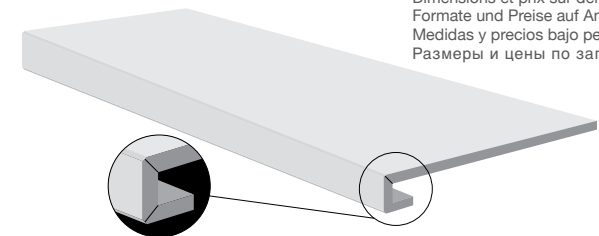
514/PZ



DAH610RL	BATTISCOPIA WHITE Rett./Lapp.	9x59,5 3 3/5"x23,4"
DAH604RL	BATTISCOPIA TAUPE Rett./Lapp.	9x59,5 3 3/5"x23,4"
DAH650RL	BATTISCOPIA RED Rett./Lapp.	9x59,5 3 3/5"x23,4"
DAH660RL	BATTISCOPIA BROWN Rett./Lapp.	9x59,5 3 3/5"x23,4"
DAH640RL	BATTISCOPIA GREY Rett./Lapp.	9x59,5 3 3/5"x23,4"

514/PZ

SCALINO COSTA RETTA



Misure e prezzi a richiesta.
Sizes and prices on request.
Dimensions et prix sur demande.
Formate und Preise auf Anfrage.
Medidas y precios bajo petición.
Размеры и цены по запросу

Pezzo speciale venduto al pezzo con consegna di 30 giorni lavorativi
Special item sold by the piece with consignment after 30 work days

Pièce spéciale vendue à la pièce, livraison en 30 jours ouvrables

Stückweise verkauftes Formstück mit Lieferzeit von 30 Werktagen

Piezas especiales vendidas por pieza con entrega en 30 días laborables

Специальная единица, проданная поштучно, доставка в течение 30 рабочих дней

Approach out

DIGITAL
TECHNOLOGY

PORCELLANATO
IMPASTO COLORATO

White



DAH5100 **APPROACH WHITE OUT** 594/MQ
50,2x50,2 20"x20"

Grey



DAH5400 **APPROACH GREY OUT** 594/MQ
50,2x50,2 20"x20"

Taupe



DAH5040 **APPROACH TAUPE OUT** 594/MQ
50,2x50,2 20"x20"

Brown



DAH5600 **APPROACH BROWN OUT** 594/MQ
50,2x50,2 20"x20"

Red



DAH5500 **APPROACH RED OUT** 594/MQ
50,2x50,2 20"x20"
















Taupe Out 50,2x50,2/20"x20"

Imballi - Packing - Emballage - Verpackung
DIGITAL PORCELLANATO
 TECHNOLOGY IMPASTO COLORATO

Approach

FORMATO size format format	Pz./SCATOLA pieces/box pieces/boîte stück/karton	Mq./SCATOLA sqm/box m ² /boîte qm/karton	Kg./SCATOLA Kg/box Kg/boîte Kg/karton	Sc./PALLET boxes/pallet boîtes/palette kartons/palette	Mq./PALLET sqm/pallet m ² /pallette qm/pallette	Kg./PALLET Kg/pallet Kg/pallette Kg/pallette	SPESSORE Thickness Epaisseur Stärke
45,5x91 / 18,2"x36,4"	3	1,242	28,70	32	39,74	933	10mm
44,5x90 / 17,5"x35,4" rett./lapp.	3	1,200	28,50	32	38,40	927	10mm
22x90 / 8,7"x35,4" rett.	6	1,188	28,20	36	42,77	1.030	10mm
60x60 / 24"x24"	4	1,440	31,00	30	43,20	945	10mm
59,5x59,5 / 23,4"x23,4" rett./lapp.	4	1,440	31,00	30	43,20	945	10mm
50,2x50,2 / 20"x20"	6	1,512	31,00	24	36,29	759	10mm
16,4x50 / 6 ^{1/2} "x20"	12	0,988	21,00	48	47,42	1.023	10mm
33,3x33,3 / 13"x13"	12	1,332	27,00	42	55,94	1.149	10mm
16,4x16,4 / 6 ^{1/2} "x6 ^{1/2} "	44	1,183	23,20	55	65,07	1.291	10mm
34,6x40 / 14"x16" esagona	9	0,963	21,50	48	44,93	1.047	10mm
50,2x50,2 / 20"x20" out	6	1,512	31,00	24	36,29	759	10mm
33,3x33,3 / 13"x13" mix	4	-	-	-	-	-	-
33,3x33,3 / 13"x13" mix intreccio	4	-	-	-	-	-	-
8x33,3 / 3 ^{1/8} "x13" battiscopa	21	-	-	-	-	-	-
8x50,2 / 3 ^{1/8} "x20" battiscopa	12	-	-	-	-	-	-
9x60 / 3 ^{3/5} "x24" battiscopa	12	-	-	-	-	-	-
9x59,5 / 3 ^{3/5} "x23,4" battiscopa rett.	12	-	-	-	-	-	-
9x59,5 / 3 ^{3/5} "x23,4" battiscopa rett./lapp.	12	-	-	-	-	-	-

Dati tecnici secondo norme: Technical data conform to: Caractéristiques techniques d'après normes: Technische Daten nach den Normen: EN 14411 B1, G1			Approach	Approach out	Approach lapp.		Approach	Approach out	Approach lapp.		
	Caratteristiche tecniche Technical data Caractéristiques techniques Technische Daten	Norme Norms Normes Norm	Valori Value Valeur Wert	Valori Value Valeur Wert	Valori Value Valeur Wert		Caratteristiche tecniche Technical data Caractéristiques techniques Technische Daten	Norme Norms Normes Norm	Valori Value Valeur Wert	Valori Value Valeur Wert	Valori Value Valeur Wert
	Resistenza all'abrasione Abrasion resistance Résistance à l'abrasion Abrasionswiderstandigkeit	ISO 10545-7	PEI V	PEI V	PEI IV		Scivolosità Slipperiness Degré de glissement Rutschhemmung	DIN 51130	R10	R11	
	Assorbimento d'acqua Water absorption Absorption d'eau Wasseraufnahme	ISO 10545-3	≤ 0,1%	≤ 0,1%	≤ 0,1%		Resistenza allo scivolamento Slip resistance Résistance au glissement Rutschhemmung	DIN 51097	B	C	
	Resistenza alla flessione Breaking modulus Résistance à la flexion Biegefestigkeit	ISO 10545-4	40±55 N/mm2	40±55 N/mm2	40±55 N/mm2		Scivolosità Slipperiness Degré de glissement Rutschhemmung	ANSI A137-1	> 0,42	> 0,42	
	Resistenza al gelo Resistance to frost Résistance au gel Frostbeständigkeit	ISO 10545-12	Non gelive Frost proof Ingélif Frostsicher	Non gelive Frost proof Ingélif Frostsicher	Non gelive Frost proof Ingélif Frostsicher		Scivolamento B.C.R.A. Slipperiness B.C.R.A. Degré de glissement B.C.R.A. Rutschhemmung B.C.R.A.	TORTUS	> 0,40	> 0,40	
	Resistenza all'attacco acido e basico Glaze resistance to acid and alkaline attack Résistance aux acides et aux bases Saeure-und laugenfestigkeit	ISO 10545-13	Resiste Resists Resiste Bestanding	Resiste Resists Resiste Bestanding	Resiste Resists Resiste Bestanding	ASTM	Scivolosità Slipperiness Degré de glissement Rutschhemmung	ASTM C1028	> 0,60	> 0,60	
	Durezza Mohs Mohs hardness Dureté Mohs Haerte Mohs	EN101	8	8			Stonalizzazione Shading Denuançage Spiefarbig		V3	V3	V3
	Resistenza alle macchie Stain resistance Résistance aux taches Fleckenfestigkeit	ISO 10545-14	Totale Complete Totale Absolut	Totale Complete Totale Absolut	Totale Complete Totale Absolut		Per specifiche vedere pagina 382 For technical specification see page 382 Pour consulter les caractéristiques techniques 382 Spezifikationen siehe Seite 382				

I valori indicati nella tabella si riferiscono alle prove eseguite sul colore TAUPE.
The values in the table refer to the tests performed on color TAUPE.
Les valeurs indiquées dans le tableau se réfèrent aux essais exécutés sur le couleur TAUPE.

Die in der Tabelle angegebenen Werte beziehen sich auf die Tests die auf dem Farbe TAUPE ausgeführt wurden.
Los valores indicados en la tabla se refieren a las pruebas realizadas sobre el color TAUPE.
Указанные в таблице значения относятся к испытаниям, проведенным на бежевом оттенке TAUPE.



Dom

C E R A M I C H E

SEDE COMMERCIALE
STRADA STATALE 569, N°167/A
ITALY - 41014 SOLIGNANO (MO)
TEL +39 059 75.77.911
FAX +39 059 75.77.966
info@domceramiche.it
www.domceramiche.it



Ceramics of Italy