

TITAN

GRES FINE PROCELLANATO



TITAN
GRES FINE PORCELLANATO
FINE PORCELAIN STONEWARE

Pag. **06**
CORTEN

Pag. **12**
ALUMINIUM

Pag. **18**
PLATINUM

Pag. **24**
INDIUM

Pag. **28**
CEMENT

Pag. **34**
CANYON

Pag. **38**
CHALK

INDICE
INDEX

METALLO E CEMENTO, DUE ELEMENTI DECISI CHE DANNO VITA ALLA COLLEZIONE TITAN DI CENTURY.

LE INNUMEREVOLI COMBINAZIONI POSSIBILI CHE SI VENGONO A CREARE TRA FORMATI E MATERIE, CONFERISCONO AGLI AMBIENTI UN FASCINO METROPOLITANO CHE SI SPOSA ALLA PERFEZIONE CON LE MODERNE ESIGENZE PROGETTUALI.

TITAN ESPRIME IL MEGLIO DELLA PIÙ AVANZATA TECNOLOGIA CERAMICA FIRMATA CENTURY CON LE GRANDI LASTRE FIRE, CHE POSATE SU PAVIMENTI E RIVESTIMENTI, CREANO UN IMPAREGGIABILE EFFETTO ESTETICO DI CONTINUITÀ.

TITAN

GRES FINE PORCELLANATO
FINE PORCELAIN STONEWARE

METAL AND CEMENT, TWO POWERFUL MATERIALS THAT CREATE CENTURY'S TITAN COLLECTION.

THE MANY POSSIBLE COMBINATIONS BETWEEN SIZES AND MATERIALS GIVE SPACES A METROPOLITAN APPEAL THAT RESPONDS PERFECTLY TO CONTEMPORARY DESIGN REQUIREMENTS.

TITAN FIRE SLABS EXPRESS THE BEST OF CENTURY'S CUTTING-EDGE CERAMICS TECHNOLOGY. LAID ON FLOORS AND WALLS, THEY CREATE AN INCOMPARABLE AESTHETIC EFFECT OF CONTINUITY.

EFFETTO METALLO METAL EFFECT

6 FORMATI 6 SIZES



ALUMINIUM




CORTEN




PLATINUM



INDIUM




120X260 CM
47"X102"




120X120 CM
47"X47"




60X120 CM
24"X47"



80X80 CM
31,5"X31,5"



60X60 CM
24"X24"



30X60 CM
12"X24"

EFFETTO CEMENTO CEMENT EFFECT



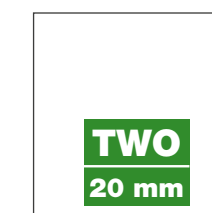
CEMENT



CANYON



CHALK



80X80 CM
31,5"X31,5"



60X60 CM
24"X24"



50X100 CM
20"X39"

2 SUPERFICI 2 SURFACES

GRIP NATURALE / NATURAL

2 BORDI 2 EDGES

RETTIFICATO / RECTIFIED
NATURALE / NATURAL




MATERIE DECISE CHE DANNO VITA A UNO SPAZIO MODERNO

*POWERFUL MATERIALS
THAT BREATHE LIFE
INTO CONTEMPORARY SPACES*

CORTEN



AMBIENTE REALIZZATO CON / SETTING REALIZED WITH:
CORTEN 120x260 cm 47"x102" . **CORTEN 120x120 cm 47"x47"**



CORTEN



ALUMINIUM

TITAN





AMBIENTE REALIZZATO CON / SETTING REALIZED WITH:
ALUMINIUM 120x260 cm 47"x102" . ALUMINIUM 120x120 cm 47"x47" . PLATINUM 120x260 cm 47"x102"



AMBIENTE REALIZZATO CON / SETTING REALIZED WITH:
ALUMINIUM 120x120 cm 47"x47" - PLATINUM 120x260 cm 47"x102"


ALUMINIUM

TITAN

L'INTENSITÀ DEI
PRODOTTI ESALTATA
DAI GRANDI FORMATI


*THE INTENSITY OF THE PRODUCTS
ENHANCED BY THE BIG SLABS*

PLATINUM





AMBIENTE REALIZZATO CON / SETTING REALIZED WITH:
PLATINUM 120x260 cm 47"x102" . PLATINUM 120x120 cm 47"x47"



PLATINUM

TITAN

INDIUM




AMBIENTE REALIZZATO CON / SETTING REALIZED WITH:
INDIUM 120x260 cm 47"x102" . **INDIUM 120x120 cm 47"x47"**





INDIUM



TONALITÀ AVVOLGENTI PER MOMENTI DI PURO RELAX

*WARM COLOURS
FOR PURE RELAXATION*

CEMENT



TITAN



AMBIENTE REALIZZATO CON / SETTING REALIZED WITH:
CEMENT 80x80 cm 31,5"x31,5" . **TWO CEMENT 80x80 cm 31,5"x31,5"**
CEMENT 120x260 cm 47"x102"
ALUMINIUM 120x260 cm 47"x102"
PEZZI SPECIALI POOLS&WELLNESS . POOLS&WELLNESS SPECIAL PIECES



CEMENT

AMBIENTE REALIZZATO CON / SETTING REALIZED WITH:
TWO CEMENT 80x80cm 31,5"x31,5" · **CEMENT 120x260 cm 47"x102"**
ALUMINIUM 120x260 cm 47"x102"

TITAN

CANYON

AMBIENTE REALIZZATO CON / SETTING REALIZED WITH:
CANYON 120x120 cm 47"x47" - **DECORO CORTEN 20x60 cm 8"x24"**





CANYON



TITAN

TITAN È UNIONE TRA ELEGANZA E ESSENZIALITÀ

*TITAN BLENDS
STYLE AND ESSENTIALITY*

CHALK



AMBIENTE REALIZZATO CON / SETTING REALIZED WITH:
CHALK 60x120 cm 24"x47"



CHALK



CORTEN



ALUMINIUM



PLATINUM



INDIUM



CEMENT



CANYON

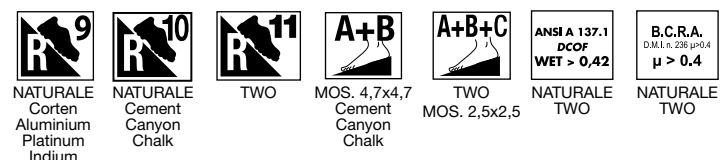


CHALK


TITAN
GRES FINE PORCELLANATO
FINE PORCELAIN STONEWARE

TITAN

GRES FINE PORCELLANATO
FINE PORCELAIN STONWARE




FINCIBEC GROUP



120x260 cm . 47"x102" 7 mm
107220 CORTEN nat. rett.
107221 ALUMINIUM nat. rett.
107222 PLATINUM nat. rett.
107223 INDIUM nat. rett.
107224 CEMENT nat. rett.
107225 CANYON nat. rett.
107226 CHALK nat. rett.

■ 187



120x120 cm . 47"x47" 9 mm
106240 CORTEN nat. rett.
106241 ALUMINIUM nat. rett.
107216 PLATINUM nat. rett.
107217 INDIUM nat. rett.
106244 CEMENT nat. rett.
107218 CANYON nat. rett.
107219 CHALK nat. rett.

■ 166




60x120 cm . 24"x47" 9 mm
106631 CORTEN nat. rett.
106630 ALUMINIUM nat. rett.
106632 PLATINUM nat. rett.
106633 INDIUM nat. rett.
106627 CEMENT nat. rett.
106628 CANYON nat. rett.
106629 CHALK nat. rett.

■ 117




80x80 cm . 31,5"x31,5" 9 mm
107227 CORTEN nat. rett.
107228 ALUMINIUM nat. rett.
107229 PLATINUM nat. rett.
107230 INDIUM nat. rett.
107231 CEMENT nat. rett.
107232 CANYON nat. rett.
107234 CHALK nat. rett.

■ 117



60x60 cm . 24"x24" 9 mm
107235 CORTEN nat. rett.
107236 ALUMINIUM nat. rett.
107237 PLATINUM nat. rett.
107238 INDIUM nat. rett.
107239 CEMENT nat. rett.
107240 CANYON nat. rett.
107241 CHALK nat. rett.

■ 100



30x60 cm . 12"x24" 9 mm
107242 CORTEN nat. rett.
107243 ALUMINIUM nat. rett.
107244 PLATINUM nat. rett.
107245 INDIUM nat. rett.
107246 CEMENT nat. rett.
107247 CANYON nat. rett.
107248 CHALK nat. rett.

■ 83

DECORI DECORS



120x260 cm . 47"x102"
107328 DECORO LIFE
● 300



120x260 cm . 47"x102"
107327 DECORO SKYLINE
● 300



120x260 cm . 47"x102"
114813 DECORO DREAM
● 325




20x60 cm . 8"x24"
DECORO
TITAN

109017 dec. ALUMINIUM
109018 dec. CORTEN
109019 dec. INDIUM
109020 dec. PLATINUM

■ 152


MOSAICI MOSAICS



4,7x4,7 cm . 1,8"x1,8"
MOSAICO SU RETE
30x30 cm . 12"x12"

107249 CORTEN
107250 ALUMINIUM
107251 PLATINUM
107252 INDIUM
107253 CEMENT
107254 CANYON
107255 CHALK

■ 189

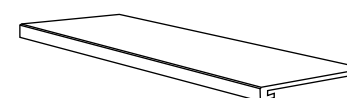


2,5x2,5 cm . 1"x1"
MOSAICO SU FOGLIO
30x30 cm . 12"x12"

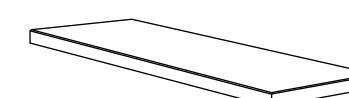
108372 CORTEN
108373 ALUMINIUM
108374 PLATINUM
108375 INDIUM
108376 CEMENT
108377 CANYON
108378 CHALK

■ 199

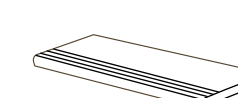
PEZZI SPECIALI . SPECIAL PIECES



33x120 cm . 13"x47"
GRADONE COSTA RETTA
● 210



33x120 cm . 13"x47"
GRADONE ANGOLARE COSTA RETTA DX/SX
● 223



30x60 cm . 12"x24"
GRADINO nat. rett.
● 61




5,4x60 cm . 2"x24"
BATTISCOPA nat. rett.
● 13

TITAN


GRES FINE PORCELLANATO
FINE PORCELAIN STONEWARE




TWO 20 mm




80x80 cm . 31,5"x31,5" ∇ 20 mm
107685 CEMENT grip rett.
■ 174



60x60 cm . 24"x24" ∇ 20 mm
107295 CEMENT grip rett.
■ 157

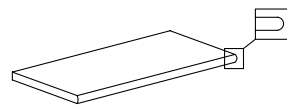


50x100 cm . 20"x39" ∇ 20 mm
113722 CORTEN grip nat.
113723 ALUMINIUM grip nat.
113724 PLATINUM grip nat.
■ 136

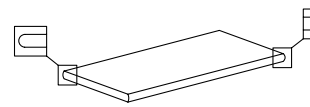


50x100 cm . 20"x39" ∇ 20 mm
113726 CORTEN grip rett.
113739 ALUMINIUM grip rett.
113740 PLATINUM grip rett.
■ 160

PEZZI SPECIALI . SPECIAL PIECES

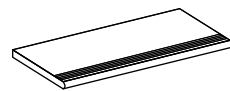


30x60 cm . 12"x24"
GRADONE CON TORO rett.
● 138
40x80 cm . 16"x31,5"
GRADONE CON TORO rett.
● 192
50x100 cm . 20"x39"
GRADONE CON TORO nat.
● 194
50x100 cm . 20"x39"
GRADONE CON TORO rett.
● 199

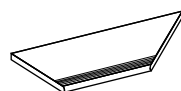


30x60 cm . 12"x24"
GRADONE ANGOLARE CON TORO DX/SX rett.
● 185
40x80 cm . 16"x31,5"
GRADONE ANGOLARE CON TORO DX/SX rett.
● 209
50x100 cm . 20"x39"
GRADONE ANGOLARE CON TORO DX/SX nat.
● 214
50x100 cm . 20"x39"
GRADONE ANGOLARE CON TORO DX/SX rett.
● 220

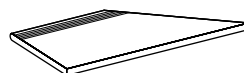
POOLS&WELNNESS POOLS&WELLNESS (CEMENT)



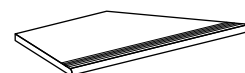
* **30x60 cm** . 12"x24" ● 185
40x80 cm . 16"x31,5" ● 196
BORDO LINE RETTILINEO CON TORO



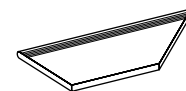
* **30x60 cm** . 12"x24" ● 190
40x80 cm . 16"x31,5" ● 199
ANGOLO LINE INT. CON TORO DX



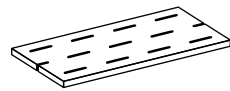
* **30x60 cm** . 12"x24" ● 190
40x80 cm . 16"x31,5" ● 199
ANGOLO LINE INT. CON TORO SX



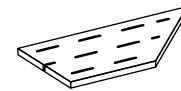
* **30x60 cm** . 12"x24" ● 196
40x80 cm . 16"x31,5" ● 199
ANGOLO LINE EST. CON TORO DX



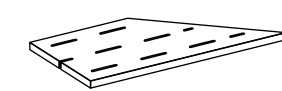
* **30x60 cm** . 12"x24" ● 196
40x80 cm . 16"x31,5" ● 199
ANGOLO LINE EST. CON TORO SX



* **30x60 cm** . 12"x24"
GRIGLIA
● 190



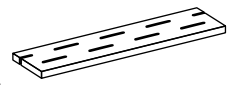
* **30x60 cm** . 12"x24"
ANGOLO GRIGLIA DX
● 190



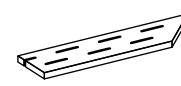
* **30x60 cm** . 12"x24"
ANGOLO GRIGLIA SX
● 190



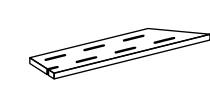
* **60x60 cm** . 24"x24" ● 220
80x80 cm . 31,5"x31,5" ● 228
ANGOLO CURVO LINE INT. CON TORO



* **15x60 cm** . 6"x24" ● 184
20x80 cm . 8"x31,5" ● 197
GRIGLIA



* **15x60 cm** . 6"x24" ● 188
20x80 cm . 8"x31,5" ● 200
ANGOLO GRIGLIA DX



* **15x60 cm** . 6"x24" ● 188
20x80 cm . 8"x31,5" ● 200
ANGOLO GRIGLIA SX



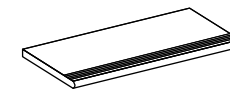
* **30x30 cm** . 12"x12" ● 220
40x40 cm . 16"x16" ● 220
ANGOLO CURVO LINE EST. CON TORO

* Prezzo per ordine minimo di 20 pezzi. Per quantitativi inferiori, rivolgersi agli uffici commerciali per una quotazione specifica.
Price for a minimum order of 20 items. For smaller volumes, please contact our commercial office for a specific quote.

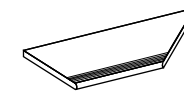
CENIURY®

FINCIBEC GROUP

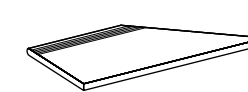
POOLS&WELNNESS POOLS&WELLNESS (CORTEN - ALUMINIUM - PLATINUM)



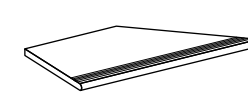
* **25x50 cm** . 10"x20"
BORDO LINE RETTILINEO CON TORO
● 182



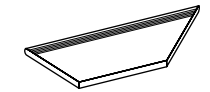
* **25x50 cm** . 10"x20"
ANGOLO LINE INT. CON TORO DX
● 185



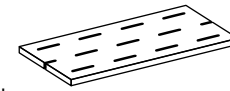
* **25x50 cm** . 10"x20"
ANGOLO LINE INT. CON TORO SX
● 185



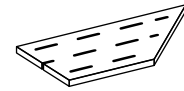
* **25x50 cm** . 10"x20"
ANGOLO LINE EST. CON TORO DX
● 189



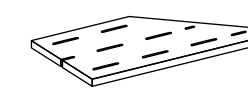
* **25x50 cm** . 10"x20"
ANGOLO LINE EST. CON TORO SX
● 189



* **25x50 cm** . 10"x20"
GRIGLIA
● 185



* **25x50 cm** . 10"x20"
ANGOLO GRIGLIA DX
● 186



* **25x50 cm** . 10"x20"
ANGOLO GRIGLIA SX
● 186



* **50x50 cm** . 20"x20"
ANGOLO CURVO LINE INT. CON TORO
● 220



* **25x25 cm** . 10"x10"
ANGOLO CURVO LINE EST. CON TORO
● 220

* Prezzo per ordine minimo di 20 pezzi. Per quantitativi inferiori, rivolgersi agli uffici commerciali per una quotazione specifica.
Price for a minimum order of 20 items. For smaller volumes, please contact our commercial office for a specific quote.

IMBALLI PACKAGING

	80x80	80x80 TWO	60x60	50x100 TWO	60x60 TWO	60x120	30x60	120x120*	20x60
Pc.	2	1	3	1	2	2	6	2	12
M ²	1,28	0,64	1,08	0,5	0,72	1,44	1,08	2,88	1,44
Kg	26,2	29	22,5	22,50	32,70	31	22,5	58	30

	80x80	80x80 TWO	60x60	50x100 TWO	60x60 TWO	60x120	30x60	120x120*	20x60
Colli boxes	40	40	40	42	30	35	48	20	-
M ²	51,2	25,6	43,2	21	21,6	50,4	51,84	57,6	-
Kg	1048	1160	900	945	980	1085	1080	1160	-



* Su richiesta è disponibile cavalletto 120x120, a 20 colli.
Frame 120x120 available on demand, with 20 boxes.

	120x260 rett. M ² 3,12 - Kg 53
Pc.	20
M ²	62,4
Kg	1060

	120x260 rett. M ² 3,12 - Kg 53
Pc.	36
M ²	112,3
Kg	1908

Su richiesta è possibile prevedere l'applicazione di una stuoia in fibra di vetro, sul retro delle grandi lastre.
Fiberglass application available on demand, on the back side of the big slabs.

CATEGORIE D'IMPIEGO USE CLASSES

C1	Piastrelle da pavimento consigliate per calpestio leggero Floor tiles recommended for light traffic	
C2	Piastrelle da pavimento consigliate per calpestio medio-leggero Floor tiles recommended for medium-light traffic	
C3	Piastrelle da pavimento consigliate per calpestio medio Floor tiles recommended for medium traffic	
C4	Piastrelle da pavimento consigliate per calpestio medio-intenso Floor tiles recommended for medium-heavy traffic	∇ 7 mm
C5	Piastrelle da pavimento consigliate per calpestio intenso Floor tiles recommended for high traffic areas	∇ 9 mm ∇ 20 mm

NOTE NOTES

I prodotti possono essere modificati da Fincibec senza preavviso, respingendo ogni responsabilità su possibili danni diretti o indiretti causati da potenziali modifiche.
Fincibec reserves the right to modify its products without prior notice and cannot be held liable for direct or indirect damage caused by such modifications.

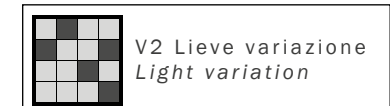
Verificare sempre la correttezza delle informazioni e dei dati relativi a codici, imballaggi e pesi, consultando il listino prezzi in vigore.
Always refer to the price list in force to ensure correct information and data on codes, packaging, and weight.

Le tonalità dei colori riportate nel catalogo sono indicative.
The colours shades, reported on the catalogue, are indicative.

VARIAZIONI CROMATICHE COLOURS VARIATIONS



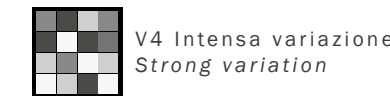
V1 Aspecto uniforme
Even appearance



V2 Lieve variazione
Light variation



V3 Media variazione
Medium variation



V4 Intensa variazione
Strong variation

È indispensabile all'atto della posa, prelevare le piastrelle da più confezioni.

It is necessary to take the tiles from several different boxes when laying them.

CARATTERISTICHE TECNICHE / GRES FINE PORCELLANATO COLORATO IN MASSA

TECHNICAL SPECIFICATIONS / FULL-BODY COLOURED PORCELAIN STONEWARE - TECHNISCHE EIGENSCHAFTEN / DURCHGEFÄRBTES FEINSTEINZEUG - CARACTÉRISTIQUES TECHNIQUES / GRÉS FIN CÉRAME COLORÉ EN MASSE - CARACTERÍSTICAS TÉCNICAS / GRES FINO PORCELÁNICO TENDIDO EN MASA - ТЕХНИЧЕСКИЕ ХАРАКТЕРИСТИКИ / МЕЛКОЗЕРНИСТЫЙ КЕРАМОГРАНИТ, ОКРАШЕННЫЙ В МАССЕ

STANDARDS : UNI EN 14411 ANNEX G - Bla / UNI EN ISO 13006 ANNEX G - Bla

	CARATTERISTICHE TECNICHE TECHNICAL DATA TECHNISCHE DATEN CARACTÉRISTIQUES TECHNIQUES CARACTERÍSTICAS TÉCNICAS ТЕХНИЧЕСКИЕ ХАРАКТЕРИСТИКИ	TIPO DI PROVA STANDARD OF TEST NORME DU TEST TESTNORM TIPO DE PRUEBA ТИП ТЕСТА	VALORI PRESCRITTI DALLE NORME INTERNATIONAL STANDARDS INTERNATIONALE NORMWERTE VALEURS PRELUS PAR LES NORMES VALORES PREVISTOS POR LAS NORMAS ПРЕДПОСМОТРЕНЫЕ СТАНДАРТОМ		VALORE MEDIO CENTURY CENTURY AVERAGE VALUE CENTURY MITTELWERT VALEUR MOYENNE CENTURY VALOR MEDIO CENTURY СРЕДНЕЕ ЗНАЧЕНИЕ CENTURY	
			REQUIREMENTS FOR NOMINAL SIZE N		NAT	GRIP
	CARATTERISTICHE DIMENSIONALI - SIZE CHARACTERISTICS - MASSEIGENSCHAFTEN - DETERMINATION DES CARACTÉRISTIQUES DIMENSIONELLES CARACTERÍSTICAS DIMENSIONALES - РАЗМЕРНЫЕ ХАРАКТЕРИСТИКИ		7 cm ≤ N ≤ 15 cm	N ≥ 15 cm		
	LATI SIDES - SEITEN COTES - CANTOS РАЗМЕРЫ СТОРОН	EN ISO 10545-2	± 0,9 mm	± 0,6% (± 2,0 mm)	CONFORME COMPLYING - ERFÜLLT CONFORME - CONFORME COOBTETCTBYET	
	SPESSORE THICKNESS - DICKE ÉPAISSEUR - ESPESOR ТОЛЩИНА	EN ISO 10545-2	± 0,5 mm	± 5,0% (± 0,5 mm)	CONFORME COMPLYING - ERFÜLLT CONFORME - CONFORME COOBTETCTBYET	
	RETTILINEITÀ DEGLI SPIGOLI STRAIGHTNESS OF SIDES - GERADLINGKEIT DER KANTEN RECTITUDE DES ARÊTES - RECTITUD DE LOS CANTOS - КОСОУГОЛЬНОСТЬ	EN ISO 10545-2	± 0,75 mm	± 0,5% (± 1,5 mm)	CONFORME COMPLYING - ERFÜLLT CONFORME - CONFORME COOBTETCTBYET	
	ORTOGONALITÀ RECTANGULARITY - RECHTWINKLIGKEIT PERPENDICULARITÉ - ORTOGONALIDAD КРЯВИЗНА СТОРОН	EN ISO 10545-2	± 0,75 mm	± 0,5% (± 2 mm)	CONFORME COMPLYING - ERFÜLLT CONFORME - CONFORME COOBTETCTBYET	
	PLANARITÀ SURFACE FLATNESS - EBENFLÄCHIGKEIT PLANEITE DE SURFACE - PLANEIDAD КРЯВИЗНА ПЛІВЕВОЇ ПОВЕРХНОСТІ	EN ISO 10545-2	± 0,75 mm	± 0,5% (± 2,0 mm)	CONFORME COMPLYING - ERFÜLLT CONFORME - CONFORME COOBTETCTBYET	
	ASSORBIMENTO D'ACQUA WATER ABSORPTION - WASSERAUFNAHME ABSORPTION D'EAU - ABSORCIÓN DE AGUA ВОДОПОТЛОЩЕННЯ	EN ISO 10545-3	≤ 0,5 %		≤ 0,1 %	
	RESISTENZA ALLA FLESSIONE FLEXION RESISTANCE - BIEGEFESTIGKEIT RESISTANCE A LA FLEXION - RESISTENCIA A LA FLEXIÓN ПРЕДЕЛ ПРОЧНОСТИ ПРИ ИЗГИБЕ	EN ISO 10545-4	S > 700 N (\downarrow 7 mm) R ≥ 35 Nmm ² S ≥ 1.300 N (\downarrow 12 mm + \downarrow 9 mm) R ≥ 35 Nmm ²		CONFORME COMPLYING - ERFÜLLT CONFORME - CONFORME COOBTETCTBYET	
	RESISTENZA ALL'URTO IMPACT RESISTANCE - STOSSEFESTIGKEIT RESISTANCE AUX CHOCOS - RESISTENCIA A LOS GOLPES УДАРНОСТІЙКОСТЬ	EN ISO 10545-5	VALORE DICHIARATO DECLARED VALUE - ANGEBEBENER WERT VALEUR DÉCLARÉE - VALOR DECLARADO - ЗАЯВЛЕННОЕ ЗНАЧЕНИЕ		> 0,80	
	COEFFICIENTE DI DILATAZIONE TERMICA LINEARE COEFFICIENT OF LINEAR THERMAL EXPANSION - LINEARER WÄRMEAUDEHNUNGSKOEFFIZIENT COEFFICIENT DE DILATATION THERMIQUE LINEAIRE - COEFFICIENTE DE DILATACIÓN TÉRMICA LINEAL КОЭФФІЦІЄНТ ЛІНІЙНОГО ТЕРМІЧЕСКОГО РОЗШИРЕННЯ	EN ISO 10545-8	VALORE DICHIARATO DECLARED VALUE - ANGEBEBENER WERT VALEUR DÉCLARÉE - VALOR DECLARADO - ЗАЯВЛЕННОЕ ЗНАЧЕНИЕ		α = 6,7 × 10 ⁻⁶ / °C	
	RESISTENZA AGLI SBALZI TERMICI RESISTANCE TO THERMAL SHOCKS - BESTÄNDIGKEIT GEGEN TEMPERATURSCHWANKUNGEN RESISTANCE AUX CHOCS THERMIQUES - RESISTENCIA A LOS CHOQUES TÈRMICOS СТІЙКОСТЬ К ПЕРЕПАДАМ ТЕМПЕРАТУРИ	EN ISO 10545-9	TEST SUPERATO SECONDO EN ISO 10545-1 TEST PASSED ACCORDING TO - TEST BESTANDEN NACH TEXTE DÉPASSÉ SELON - PRUEBA SUPERADA SEGÚN ИСПЫТАНИЕ ПРОЙДЕНО В СООТВЕТСТВИИ С		NESSUN DANNO NO DAMAGE - KEIN SCHADEN AUCUN DOMMAGE -NINGUN DANO БЕЗ ПОВРЕЖДЕННЯ	
	DILATAZIONE ALL'UMIDITÀ (IN MMM) MOISTURE EXPANSION (IN MMM) - FEUCHTIGKEITSBEDINGTE AUSDEHNUNG (IN MMM) DILATATION À L'HUMIDITÉ (EN MMM) - DILATACION CON LA HUMEDAD (EN MMM) ВЛАЖНОСТНОЕ РОЗШИРЕННЯ (В MMM)	EN ISO 10545-10	VALORE DICHIARATO DECLARED VALUE - ANGEBEBENER WERT VALEUR DÉCLARÉE - VALOR DECLARADO - ЗАЯВЛЕННОЕ ЗНАЧЕНИЕ		MAX 0,1 mm / m	
	RESISTENZA AL GELO FROST RESISTANCE - FROSTBESTÄNDIGKEIT RESISTANCE AU GEL - RESISTENCIA AL HIELO МОРОЗОСТІЙКОСТЬ	EN ISO 10545-12	TEST SUPERATO SECONDO EN ISO 10545-1 TEST PASSED ACCORDING TO - TEST BESTANDEN NACH TEXTE DÉPASSÉ SELON - PRUEBA SUPERADA SEGÚN ИСПЫТАНИЕ ПРОЙДЕНО В СООТВЕТСТВИИ С		NESSUN DANNO NO DAMAGE - KEIN SCHADEN AUCUN DOMMAGE -NINGUN DANO БЕЗ ПОВРЕЖДЕННЯ	
	RESISTENZA AI PRODOTTI CHIMICI USO DOMESTICO E ADDITIVI PER PISCINA RESISTANCE TO HOUSEHOLD AND SWIMMING POOL CHEMICAL PRODUCTS - REBESTÄNDIGKEIT GEGEN HAUSHALTSCHENIKALIEN UND ZUSATZSTOFFE FÜR SWIMMINGPOOLS - RESISTANCE AUX PRODUITS CHIMIQUES USAGE DOMESTIQUE ET ADDITIFS POUR PISCINE - RESISTENCIA A LOS PRODUCTOS QUÍMICOS DE USO DOMÉSTICO Y ADITIVOS PARA PISCINA - СТІЙКОСТЬ К ДІЯВАННЮ БІТЬОВЬОХ ХІМІЧЕСЬОХ СРЕДСТВ, ДОБАВКАМ В БАССЕЙНИ	EN ISO 10545-13	B MIN		CONFORME COMPLYING - ERFÜLLT CONFORME - CONFORME COOBTETCTBYET	
	RESISTENZA A BASSE CONCENTRAZIONI DI ACIDI E ALCALI RESISTANCE TO LOW CONCENTRATIONS OF ACIDS AND ALKALI - BESTÄNDIGKEIT BEI NIEDRIGEN KONZENTRATIONEN VON SÄUREN UND LAUGEN - RESISTANCE À BASSES CONCENTRATIONS D'ACIDES ET ALCALIS - RESISTENCIA A BAJAS CONCENTRACIONES DE ÁCIDOS Y ALCALIS - СТІЙКОСТЬ К ДІЯВАННЮ НИЗЬОКІХ КОНЦЕНТРАЦІЙ КИСЛОТ І ЩЕЛОЧЕЙ	EN ISO 10545-13	VALORE DICHIARATO DECLARED VALUE - ANGEBEBENER WERT VALEUR DÉCLARÉE - VALOR DECLARADO - ЗАЯВЛЕННОЕ ЗНАЧЕНИЕ		CONFORME COMPLYING - ERFÜLLT CONFORME - CONFORME COOBTETCTBYET	
	RESISTENZA AD ALTE CONCENTRAZIONI DI ACIDI E ALCALI RESISTANCE TO HIGH CONCENTRATIONS OF ACIDS AND ALKALI - BESTÄNDIGKEIT BEI HOHEN KONZENTRATIONEN VON SÄUREN UND LAUGEN - RESISTANCE À HAUTES CONCENTRATIONS D'ACIDES ET ALCALIS - RESISTENCIA A ALTAS CONCENTRACIONES DE ÁCIDOS Y ALCALIS - СТІЙКОСТЬ К ДІЯВАННЮ ВІСЬОКІХ КОНЦЕНТРАЦІЙ КИСЛОТ І ЩЕЛОЧЕЙ	EN ISO 10545-13	VALORE DICHIARATO DECLARED VALUE - ANGEBEBENER WERT VALEUR DÉCLARÉE - VALOR DECLARADO - ЗАЯВЛЕННОЕ ЗНАЧЕНИЕ		CONFORME COMPLYING - ERFÜLLT CONFORME - CONFORME COOBTETCTBYET	
	RESISTENZA ALLE MACCHIE RESISTANCE TO STAINS - FLECKENBESTÄNDIGKEIT RESISTANCE AUX TACHES - RESISTENCIA A LAS MANCHAS УСТОЙЧИВОСТЬ К ПЯТНООБРАЗОВАНИЮ	EN ISO 10545-14	VALORE DICHIARATO DECLARED VALUE - ANGEBEBENER WERT VALEUR DÉCLARÉE - VALOR DECLARADO - ЗАЯВЛЕННОЕ ЗНАЧЕНИЕ		CONFORME COMPLYING - ERFÜLLT CONFORME - CONFORME COOBTETCTBYET	
	CESSIONE DI PIOMBO E CADMIO LEAD AND CADMIUM DISCHARGE - ABGABE VON BLEI UND CADMIUM PERTE DE PLOMB ET CADMIUM - CESIÓN DE PLOMO Y CADMIO ВІДПЕЛЕННЯ СВИНЦА І КАДМІЯ	EN ISO 10545-15	VALORE DICHIARATO DECLARED VALUE - ANGEBEBENER WERT VALEUR DÉCLARÉE - VALOR DECLARADO - ЗАЯВЛЕННОЕ ЗНАЧЕНИЕ		< LIMITE DI RILEVAMENTO < THAN INSTRUMENT LIMIT - UNMESSBARES WERT < LIMITE DE L'INSTRUMENT - LIMITE DEL INSTRUMENTO < НА ПРЕДЕЛЕ ОПРЕДЕЛИМОСТИ	
	SCIVOLOSITÀ SKID RESISTANCE - RUTSCHWERT GLISSANCE - ADHERENCIA СКОЛЬЗКОСТЬ	DM 236/89 BCRA	> 0,40		> 0,40	> 0,40
		ANSI A 137.1	WET DCOF > 0,42		> 0,42	> 0,42
		DIN 51130	-		R9 (Corten, Aluminium, Platinum, Indium) R10 (Cement, Canyon, Chalk)	R11
		DIN 51097	-		A+B (mos 4,7) (Cement, Canyon, Chalk)	A+B+C A+B+C (mos. 2,5)



PER I CERTIFICATI SPECIFICI, E VALORI PUNTIUALI, CONTATTARE FINCIBEC SPA - FOR SPECIFIC CERTIFICATES AND DATA, CONTACT FINCIBEC S.P.A. - FÜR SPEZIELLE ZERTIFIKATE UND PUNKTWERTE, FINCIBEC S.P.A. KONTAKTIEREN - POUR LES CERTIFICATS SPÉCIFIQUES ET LES VALEURS PONCTUELLES, CONTACTER FINCIBEC S.P.A. - PARA LOS CERTIFICADOS ESPECIFICOS Y LOS VALORES CONCRETOS, CONTACTE CON FINCIBEC S.P.A. - ВО ВОПРОСАХ СПЕЦИАЛЬНЫХ СЕРТИФИКАТОВ И ПОКАЗАТЕЛЕЙ СВЯЖИТЕСЬ С FINCIBEC SPA.



CENTURY

Via Radici in Monte, 18/19 - 42014 Roteglia (RE) Italy

Tel. +39 0536 855511

Fax Italia +39 0536 851239

Fax Export Dept. +39 0536 855541

info@century-ceramica.it

www.century-ceramica.it

Fincibec S.p.A.

Sede legale: Via Valle d'Aosta, 47 - 41049 - Sassuolo (Mo) Italy

Gruppo Fire S.R.L.

Fincibec USA Inc.

420 Columbus Avenue

Valhalla N.Y. 10595 USA

info@fincibecusa.com

FINCIBEC S.p.A.
socio di:

