


NORTHERN STONE



ELBURG BEIGE



PORCELAIN TILE




RIBE BEIGE



PORCELAIN TILE

NORTHERN STONE



ELBURG GRIS



PORCELAIN TILE




RIBE GRIS



PORCELAIN TILE





NORTHERN STONE



ELBURG ANTRACITA



PORCELAIN TILE



RIBE ANTRACITA



PORCELAIN TILE

NORTHERN STONE




80x80 cm / 31,5"x31,5"
80x80 cm / 31,5"x31,5"




Elburg-R Beige
R.031
 Elburg-SPR Beige
R.050



Elburg R Gris
R.031
 Elburg-SPR Gris
R.050




Elburg-R Antracita
R.031
 Elburg-SPR Antracita
R.050



Ribe-R Beige
R.031
 Ribe-SPR Beige
R.050



Ribe-R Gris
R.031
 Ribe-SPR Gris
R.050



Ribe-R Antracita
R.031
 Ribe-SPR Antracita
R.050



60x60 cm / 23,6"x23,6"
59,3x59,3 cm / 23,3"x23,3"



Elburg Beige
R.049
 Elburg-R Beige
R.016



Elburg Gris
R.049
 Elburg-R Gris
R.016




Elburg Antracita
R.049
 Elburg-R Antracita
R.016

PORCELAIN TILE
PORCELÁNICO / GRÈS CÉRAME

60x120 cm / 23,6"x47,2"

60x120 cm / 23,6"x47,2"



Elburg-R Beige
R.040
Elburg-SPR Beige
R.036



Elburg-R Gris
R.040
Elburg-SPR Gris
R.036




Elburg-R Antracita
R.040
Elburg-SPR Antracita
R.036




30x60 cm / 11,8"x23,6"


29,3x59,3 cm / 11,5"x23,3"



Elburg Beige
R.048
Elburg-R Beige
R.014



Elburg Gris
R.048
Elburg-R Gris
R.014



Elburg Antracita
R.048
Elburg-R Antracita
R.014

33x27 cm / 13"x10,6"



Zandè Mosaic Beige
R.337





Zandè Mosaic Gris
R.337









Zandè Mosaic Antracita
R.337

PACKING LIST





GADES

| |  | | | |  | | | |
|--------------------------|---|----------------------|----------|----------|---|-------------------------|-------------|-------------|
| | PIECES / BOX | M ² / BOX | ML / BOX | KG / BOX | BOX / PALLET | M ² / PALLET | ML / PALLET | KG / PALLET |
| 32 x 99 cm / 12,6" x 39" | 4 | 1,27 | . | 24,20 | 44 | 55,75 | . | 1064,80 |

NORTHERN STONE

| |  | | | |  | | | | |
|---|---|----------------------|----------|----------|---|-------------------------|-------------|-------------|---------|
| | PIECES / BOX | M ² / BOX | ML / BOX | KG / BOX | BOX / PALLET | M ² / PALLET | ML / PALLET | KG / PALLET | |
|  | 29,3 x 59,3 cm / 11,5" x 23,3" | 7 | 1,22 | . | 22,80 | 40 | 48,64 | . | 912 |
| | 30 x 60 cm / 11,8" x 23,6" | 7 | 1,26 | . | 23,60 | 40 | 50,40 | . | 944 |
| | 59,3 x 59,3 cm / 23,3" x 23,3" | 4 | 1,41 | . | 28,03 | 36 | 50,62 | . | 1009,08 |
| | 60 x 60 cm / 23,6" x 23,6" | 4 | 1,44 | . | 28,70 | 36 | 51,84 | . | 1033,20 |
| | 80 x 80 cm / 31,5" x 31,5" | 2 | 1,28 | . | 32,90 | 36 | 46,08 | . | 1184,40 |
| | 60 x 120 cm / 23,6" x 47,2" | 2 | 1,44 | . | 36,13 | 24 | 34,56 | . | 867 |
|  | 33 x 27 cm / 13" x 10,6" | 12 | 0,86 | . | 20,34 | 30 | 25,92 | . | 610,20 |
| | 9,4 x 59,3 cm / 3,7" x 23,3" Skirting tile R.321 | 20 | - | 11,86 | 22,29 | 56 | - | 664,16 | 1248,24 |
| | 9,4 x 60 cm / 3,7" x 23,6" Skirting tile R.318 | 20 | - | 12 | 22,5 | 56 | - | 672 | 1260 |
|  | 9,4 x 80 cm / 3,7" x 31,5" Skirting tile R.328 | 15 | - | 12 | 21,6 | 54 | - | 648 | 1166,40 |
| | 33 x 59,3 cm / 13" x 23,3" Step tread R.348 | 1 | - | 0,59 | 5,27 | - | - | - | - |
| | 33x 60 cm / 13" x 23,6" Step tread R.365 | 1 | - | 0,60 | 5,30 | - | - | - | - |
| | 33 x 80 cm / 13" x 31,5" Step tread R.349 | 1 | - | 0,8 | 7 | 30 | - | 24 | 210 |
| | 33 x 120 cm / 13" x 47,2" Step tread R.362 | 1 | - | 1,20 | 10 | 40 | - | 48 | 400 |
| | 33 x 59,3 cm / 13" x 23,3" Gradone R.353 | 1 | - | 0,59 | 6 | - | - | - | - |
|  | 33x 60 cm / 13" x 23,6" Gradone R.364 | 1 | - | 0,60 | 6,10 | - | - | - | - |
| | 33 x 80 cm / 13" x 31,5" Gradone R.356 | 1 | - | 0,8 | 7 | - | - | - | - |
| | 33 x 120 cm / 13" x 47,2" Gradone R.363 | 1 | - | 1,2 | 13 | - | - | - | - |

ORIENTAL WOOD

| |  | | | |  | | | | |
|---|---|----------------------|----------|----------|---|-------------------------|-------------|-------------|------|
| | PIECES / BOX | M ² / BOX | ML / BOX | KG / BOX | BOX / PALLET | M ² / PALLET | ML / PALLET | KG / PALLET | |
|  | 80 x 80 cm / 31,5" x 31,5" | 2 | 1,28 | . | 31,5 | 36 | 46,08 | . | 1134 |
|  | 10 x 39,3 cm / 3,9" x 15,5" | 25 | 0,98 | . | 18,2 | - | - | - | - |

FIXING AND MAINTENANCE

IMPORTANT NOTE

Technical specifications are only valid for those products classified as first choice. Consequently, any failure to conform to such standards with respect to all other commercial types shall not be considered as grounds for complaint. ARCANIA CERAMICA S.A. does not accept any claim of responsibility for tiles that have not been fixed and/or maintained following the manufacturer's recommendations.

PORCELAIN TILE

Characteristics:

Product with very low water absorption, high mechanical performance, chemical and frost resistance. It is suitable whether for using on interior or exterior floors of residential and commercial buildings. Special pieces normally employed are skirting tile, staircase step and gradone.

FIXING

- Ensure that the size, shade, colour and quality of the material is that of what was expected.
 - Mix pieces from several boxes to achieve a uniformed mixture.
 - If the material is porcelain, there is no need to submerge the tile in water as there is no absorption.
 - The surface to be tiled on must be flat, rigid, absorbent, textured, cohesive, dry and clean of dust and dirt.
 - Any additional layers such as water proofing, levellers, sound proofing, under floor heating must be taken into account when choosing the correct adhesive.
 - Recommended adhesives for porcelain tiles are those with C1 or C2 (UNE-EN 12004) features with a high adherence, indeformable, and high resistance to water. Adhesives for products with low or zero absorption.
 - The adhesives used for wall tiles should be selected according to the substructure and the external environment of where it is being used. Wall tiles that are absorbent can be fixed by all different tile fixing methods.
 - We recommend the Thin Layer Method of tile installation. The C1 or C2 adhesive should be spread uniformly with a metal trowel that is suited to the tile size. With the Single Thin Layer Method, adhesive is only applied to the surface of where the tile is to be fixed. With the Double Thin Layer Method, adhesive must be applied to both the rear side of the tile as well as the surface of where the tile is to be fixed. This method is recommended for tiles that are greater than 40x40cm, in areas of high pedestrian traffic, façades, in exteriors and always when fixing porcelain tiles.
 - Read and follow the instructions of the adhesive manufacturer with regards to amount of water needed to mix the adhesive and time in which it must be used.
 - Use a trowel with uniform teeth.
 - Do not fix under any circumstances using the Dot and Dab Method of fixing. It is highly important that a uniform spread of adhesive is used over the entire tile. It is also recommended to use guides or spacers between the tiles (spacers of 1.5mm to 5mm are available on the market) which can be used to facilitate the uniform separation of the tiles.
 - Tile fixing or grouting should not be carried out when temperatures are below 5°C and caution has to be followed when temperatures are above 30°C due to the fast drying times of the adhesive.
 - Do not walk on floor tiles during the drying time of the adhesive. It is recommended to wait for at least 48-72 hours before walking or applying any weight on the tiles.
- Clean and vacuum the spaces between the tiles before grouting.
- Interlocked laying (maximum 15%)
 - Strict observance of the 1.5mm minimum joint between floor tiles is essential, with a wider joint being recommended for medium and large formats, thus allowing absorption of the differential pressure produced in the multi-layer floor/adhesive/tile system.

MAINTENANCE

During fixing:

Once the tiles have been fixed, it will be necessary to provide adequate protection against possible damage during subsequent building work, covering them with cardboard, thick plastic or a layer of sawdust.

Cleaning after fixing:

Residues remaining after work completion can be easily removed with a commercial detergent or an acid-based one, always considering the chemical resistance indicated by the manufacturer.

When using cleaning products the following general considerations should be taken into account:

- Acid cleaning should never be carried out on recently laid floor tiles. The reaction of the acid with the unset cement may damage the joints or deposit insoluble compounds on the surface.
- It is recommended to soak the surface with clean water before using any chemical agent. This prevents the grouts from absorbing these agents. Clean the surface with water immediately after the treatment to remove any remain of the chemical products.
- Trowels and abrasive scourers must not be used. The use of sponges is strongly recommended, especially natural ones.
- The fixing by a professional tiler is highly recommended for getting the best performance.

Routine care:

Daily cleaning of stoneware tiles is particularly simple, it only requires clean water to which an alkaline base cleaner may be added.

The use of waxes, oils or similar products is not recommended since the non-porous glazed surface prevents from a correct application.

It may occasionally occur that stains cannot be fully removed with a commercial detergent, making necessary to use solvents or specific cleaning agents. It is recommended to firstly check the chemical resistance of the tile and, as an extra precaution, test in a clean, spare tile or in non-visible area.

Important:

Hand-painted ceramic wall tiles or complementary pieces on third and fourth firing must be treated with extreme care during both the fixing and subsequent cleaning, as well as during ordinary routine cleaning. The use of pure or diluted acids, detergents or other corrosive products will seriously harm their original look.

THICKNESS

GADES

Bill Annex L

WALL TILE WHITE BODY

| |
|-----------------------|
| SINGLE-FIRING |
| 32x99 cm. / 12,6"x39" |
| 11 |

ELBURG

Bla Annex G

PORCELAIN TILE

| | | | | | |
|------------------------------|------------------------------|------------------------------|------------------------------|--------------------------|-------------------------------|
| SINGLE-FIRING | | | | | |
| 29,3x59,3 cm. 11,5"x23,3" | 30 x 60 cm. 11,8" x 23,6" | 59,3x59,3 cm. 23,3"x23,3" | 60 x 60 cm. 23,6" x 23,6" | 80x80 cm. 31,5"x31,5" | 60 x 120 cm. 23,6" x 47,2" |
| 8,2 | 8,2 | 9 | 9 | 10,5 | 11 |

ORIENTAL WOOD

Bla Annex G

PORCELAIN TILE

| | |
|-------------------------|-----------------------------|
| SINGLE-FIRING | |
| 80x80 cm. / 31,5"x31,5" | 10 x 39,3 cm / 3,9" x 15,5" |
| 10,5 | 10 |

TECHNICAL DATA

| Technical Characteristics Características técnicas | Bla anexo G | Bill anexo L | Reference standard Norma de referencia |
|--|---|----------------------------------|--|
| Manufacture process Proceso de fabricación | Single-firing Monococción | | Dry pressed ceramic tile Baldosa cerámica prensada en seco |
| Length, width, thickness, side straightness, orthogonality, flatness. Longitud, anchura, espesor, rectitud de los lados, ortogonalidad, planitud. | Conforms to the requisites applicable to each model as defined in standard UNE-EN 14411 Cumple con los requisitos aplicables a cada modelo definidos en la norma UNE-EN 14411 | | UNE EN ISO 10545 Part 2 / Parte 2 |
| Water absorption Absorción de agua | E < 0,5 % | E > 10 % | UNE EN ISO 10545 Part 3 / Parte 3 |
| Flexion resistance N/sq. mm. and breaking strength Resistencia a la flexión (N/mm.2) y fuerza de rotura (N) | > 35 > 1300 | > 15 > 600 | UNE EN ISO 10545 Part 4 / Parte 4 |
| Resistance to surface abrasion (Glazed tiles) Resistencia a la abrasión superficial (Baldosas esmaltadas) | Please check for each item A consultar según modelo. | • | UNE EN ISO 10545 Part 7 / Parte 7 |
| Slip resistance Resistencia al deslizamiento | Please check for each item A consultar según modelo. | • | DIN 51130 |
| Lineal thermic dilatation Dilatación térmica lineal | < 9*10⁻⁶/°C | < 7*10⁻⁶/°C | UNE EN ISO 10545 Part 8 / Parte 8 |
| Thermic impact resistance Resistencia al choque térmico | It stands the test Resiste la prueba | | UNE EN ISO 10545 Part 9 / Parte 9 |
| Expansion due to moisture Expansión por humedad | • | < 0,6 % | UNE EN ISO 10545 Part 10 / Parte 10 |
| Cracking resistance Resistencia al cuarteo | It stands the test Resiste la prueba | | UNE EN ISO 10545 Part 11 / Parte 11 |
| Frost resistance Resistencia a la helada | It stands the test Resiste la prueba | • | UNE EN ISO 10545 Part 12 / Parte 12 |
| Chemical resistance Resistencia química <ul style="list-style-type: none"> • Domestic cleaning products Productos de limpieza doméstica • Swimming pool salt Sales para piscina • Acids and bases (low concentration) Ácidos y bases (baja concentración) | Type GA Clase GA Type GA Clase GA Minimum Type GLB Mínimo Clase GLB | | UNE EN ISO 10545 Part 13 / Parte 13 |
| Stains resistance Resistencia a las manchas | Minimum Type 4 Mínimo Clase 4 | | UNE EN ISO 10545 Part 14 / Parte 14 |

Ribe-R Antracita / Elburg-R Antracita
80x80 cm.





Gades-R Beige / Zadar-R Beige / Elburg-R Beige
32x99 cm. / 32x99 cm. / 80x80 cm.



