



Levante

Levante

TABLE OF CONTENTS

LEVANTE COLLECTION	04
INSTALLATION PICTURES	06
COMPASS DECO	12
TECHNICAL GUIDE	16
MERCHANDISING OPTIONS	18

LEVANTE Multi Tone Glaze

Glossy Finish - Undulated Surface



Find out the product code simply by putting together the color and the item


Example: **ADLAI** **844**

AVAILABLE COLORS

Aire **ADLAI** Solano **ADLSO** Terral **ADLTE** Monzon **ADLMO** Brisa **ADLBR** Poniente **ADLPO** Sirocco **ADLSI**

FIELD TILES

UNDULATED



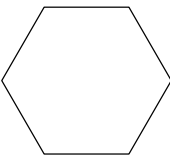
844 4"x4"



826 2"x6"



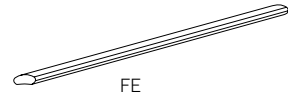
828 2.5"x8"



892 4.2"x4.9"

TRIMS

FINISHING EDGES



FE

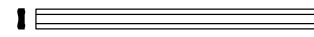


FE Corner


501 FE 0.4"x8"

500 FE Corner 8"

DECORATIVE ACCESSORIES



206 0.6"x8" Liner (One Overglazed Edge)



204 1"x8" Quarter Round



205 Beak

HAND PAINTED



ADLTE 504 4"x4"
Talisman Deco
Terral



ADLPO 504 4"x4"
Talisman Deco
Poniente



ADLBR 503 4"x4"
Merida Deco
Brisa



ADLMO 503 4"x4"
Merida Deco
Monzon




ADLSI 503 4"x4"
Merida Deco
Sirocco




ADLTE 505 4"x4"
Compass Deco
Terral




ADLMO 505 4"x4"
Compass Deco
Monzon



ADLBR 505 4"x4"
Compass Deco
Brisa




ADLPO 505 4"x4"
Compass Deco
Poniente




ADLSI 505 4"x4"
Compass Deco
Sirocco

FINISHING TOUCHES



201 2"x8" Rail Molding



809 6"x8" Base Board (Glazed Top Edge)

END CAPS




202

FRAME CORNERS



203



810

LEVANTE Multi Tone Glaze

Matte Finish - Undulated Surface



Find out the product code simply by putting together the color and the item

Example: **ADLAI** **844M**

AVAILABLE COLORS

Aire **ADLAI** Solano **ADLSO** Terral **ADLTE** Monzon **ADLMO** Brisa **ADLBR** Poniente **ADLPO** Sirocco **ADLSI**

FIELD TILES

UNDULATED



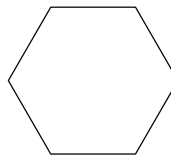
844M 4"x4"



826M 2"x6"



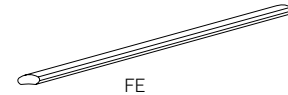
828M 2.5"x8"



892M 4.2"x4.9"

TRIMS

FINISHING EDGES



FE

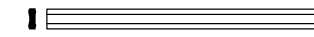


FE Corner


501M FE 0.4"x8"

500M FE Corner 8"

DECORATIVE ACCESSORIES



206M 0.6"x8" Liner (One Overglazed Edge)




204M 1"x8" Quarter Round




205M Beak

FINISHING TOUCHES



201M 2"x8" Rail Molding



809M 6"x8" Base Board (Glazed Top Edge)

END CAPS



202M

FRAME CORNERS



203M



810M

ADLSO Solano Matte



ADLAI Aire Matte

ADLPO Poniente Matte




ADLTE Terral Glossy & Matte



ADLAI Aire Glossy
ADLTE Terral Glossy
ADLTE Talisman Deco Terral



ADLPO Poniente Matte






ADLSI Sirocco Glossy



- ADLAI** Aire Glossy
- ADLTE** Talisman Deco Terral
- ADLPO** Talisman Deco Poniente
- ADLBR** Merida Deco Brisa
- ADLMO** Merida Deco Monzon
- ADLSI** Merida Deco Sirocco
- ADLTE** Compass Deco Terral
- ADLMO** Compass Deco Monzon
- ADLBR** Compass Deco Brisa
- ADLPO** Compass Deco Poniente
- ADLSI** Compass Deco Sirocco




COMPASS DECO

A gentle spring breeze brings life to a child's windmill and creates a subtle, calming movement in nature.


Like the pattern from a windmill, the Levante Compass Decos create visual variations in space inviting countless abstract references.

Crafted with a glossy finish and available in the same range of colors as the Levante Collection, these hand-painted tiles serve as a canvas for your imagination, offering endless design possibilities. With Levante Compass Decos tiles, your space becomes a playground of creativity. Channel the winds of inspiration and enjoy the elegance of hand-painted tiles that capture the essence of artistry and innovation.


SUGGESTED PATTERNS



SUGGESTED PATTERNS



SUGGESTED PATTERNS



TECHNICAL GUIDE

FIELD TILES		
SIZE	SIZE SPECIFICATIONS	THICKNESS*
UNDULATED TILE		
4"x4"	3.894"x3.894" (98.9mm x 98.9mm)	0.394" (10mm)
2"x6"	1.977"x5.866" (50.2mm x 149mm)	0.433" (11mm)
2.5"x8"	2.543"x 7.894"(64.6mm x 200.5mm)	0.413" (10.5mm)
4.2"x4.9"	4.276"x4.902" (108.6mm x 124.5mm)	0.394" (10mm)
DECORATIVE ACCESSORIES & FINISHING TOUCHES		
Liner (One Overglazed Edge) 0.6"x8"	0.622"x7.874" (15.8mm x 200mm)	0.354" (9mm)
Quarter Round 1"x8"	1.02" x7.886" (25.9mm x 200.3mm)	0.354" (9mm)
Rail Molding 2"x8"	1.988" x7.913" (50.5mm x 201mm)	0.807" (20.5mm)
Base Board (Glazed Top Edge) 6"x8"	5.957" x7.913" (151.3mm x 201mm)	0.650" (16.5mm)
APPLICATIONS		
	SUITABLE RESIDENTIAL	SUITABLE COMMERCIAL
Bathroom Walls	YES	YES
Shower Walls	YES	YES
Kitchen Walls	YES	YES
Countertops	YES	NO
Fireplace Surrounds	YES	YES
Outdoor Cooking / Bar Spaces (Non Freeze-Thaw Climates)	YES	YES
Pool Waterlines / Water Fountains	NO	NO
Floors	NO	NO
PERFORMANCE CHARACTERISTICS		
	TEST METHOD ASTM / ISO	RESULT
Water Absorption	C-373 / 10545-3	Pass
Breaking Strength	C-648 / 10545-4	Pass
Stain Resistance	C-1378 / 10545-14	Resistant
Chemical Resistance	C-650 / 10545-13	Resistant
Facial Dimensions	C-499 / 10545-2	Pass
Range of Thickness	C-499 / 10545-2	Pass
Warpage	C-485 / 10545-2	Pass

*Thickness is understood as the highest point of the tile.

INSTALLATION	
GROUT JOINT RECOMMENDATION	SHADE VARIATION
1/8"	V3 - Moderate Variation

CLEANING RECOMMENDATIONS
Routine with a non-abrasive/non-acidic, mild and PH neutral cleaner

CHARACTERISTICS	
Glaze	Solid with subtle movement and high color variation
Surface Sheen	Glossy and Matte
Texture	Undulated

Due to the nature of our tile, a certain amount of variation in color, shading, surface and texture are to be expected.

This collection is characterized by its shade variation. Some colors in the series have more variation than others. Expect shade variation between the individual field tiles and between field and trim within each color. Due to the shape of the pieces and the nature of production, this is especially true for variation between field and trims. Trim pieces like quarter rounds, finishing edges and other moldings may have more glaze pooling and different pooling effects than other pieces. Expect variation within each run, and from production to production. IT IS IMPORTANT TO BLEND TILE WITHIN EACH CARTON AND FROM MULTIPLE CARTONS DURING INSTALLATION. This is best achieved by laying out the material prior to installation.

MERCHANDISING

LEVANTE UPDATE PACKAGE OPTION 1 | ZR0123 10 - 12"x20" Concept Boards



LEVANTE Aire Glossy
ZL05/23



LEVANTE Solano Glossy
ZL01/23



LEVANTE Terral Glossy & Matte
ZL08/23



LEVANTE Monzon Glossy & Matte
ZL10/23



LEVANTE Brisa Glossy & Matte
ZL03/23



LEVANTE Hand Painted
Merida & Talisman Decos
ZL02/23



LEVANTE Sirocco Glossy & Matte
ZL07/23



LEVANTE Hex Blend Glossy
ZL09/23



LEVANTE Hand Painted Compass
ZL06/23



LEVANTE Hand Painted Decos
ZL04/23

LEVANTE UPDATE PACKAGE OPTION 2 | ZR0223 10 - Swatch Boards



LEVANTE Aire Glossy & Matte
ZSL01/23



LEVANTE Solano Glossy & Matte
ZSL03/23



LEVANTE Terral Glossy & Matte
ZSL07/23



LEVANTE Monzon Glossy & Matte
ZSL02/23



LEVANTE Brisa Glossy & Matte
ZSL06/23



LEVANTE Poniente Glossy & Matte
ZSL04/23



LEVANTE Sirocco Glossy & Matte
ZSL05/23



LEVANTE Hand Painted
Talisman Decos
ZSL08/23




LEVANTE Hand Painted Merida Deco
ZSL09/23




LEVANTE Hand Painted
Compass Decos
ZSL10/23

LEVANTE GRAPHIC TRIM/DECO BOARD 2 - 14"x22" Boards



LEVANTE
ZGL1/23



LEVANTE
ZGL2/23

LEVANTE WOODEN SAMPLE BOX | ZWL23 Levante Field Tiles & Decos





CONTACT US

**Corporate Headquarters
South East Distribution Center**

9450 N.W.12th St.
Miami, FL. 33172
Office: 305-513-4633
Fax: 305-513-4634
customerservice@adexusa.com

West Coast Distribution Center

1745 N. St. Thomas Cir.
Orange, CA 92865
Office: 714-773-0197
Fax: 714-773-9352
customerservicewest@adexusa.com

North East Distribution Center

1000 Wall St. W.
Lyndhurst, NJ. 07071
Office: 201-355-8772
Fax: 201-636-2802
customerservicene@adexusa.com

www.adexusa.com